



ONTARIO REINED COW HORSE ASSOCIATION

OFFICIAL HANDBOOK OF RULES AND REGULATIONS

TABLE OF CONTENTS

Mission Statement and Objectives	Page 2
Bylaws	Page 3
General Rules and Regulations	Page 13
Reined Work – Scoring & Penalties	Page 19
Cow Work – Scoring & Penalties	Page 23
Box Drive – Scoring & Penalties	Page 26
Herd Work – Scoring & Penalties	Page 28
Ranch Riding – Scoring & Penalties	Page 31
Ranch Trail – Scoring & Penalties	Page 32
Ranch Rail – Scoring & Penalties	Page 32
Reining Patterns	Page 33
Classes	Page 47
Payouts, Judges	Page 50



ONTARIO REINED COW HORSE ASSOCIATION

MISSION STATEMENT

The mission of the Ontario Reined Cow Horse Association is to promote the reined cow horse in Ontario through education, participation and mentorship.

OBJECTIVES

- ❖ To promote and encourage the showing of the Reined Cow Horse in the Province of Ontario;**
- ❖ To develop and enforce suitable and proper standards of performance and judging;**
- ❖ To educate the members and spectators in the training and exhibition of reined cow horses.**



ONTARIO REINED COW HORSE ASSOCIATION

BYLAWS

Article 1 – TITLE

This organization has been incorporated under the laws of the Province of Ontario in 2005 and is known as the Ontario Reined Cow Horse Association (ORCHA) and shall at all times be operated as a non-profit organization in accordance with the laws of the Province of Ontario and Dominion of Canada.

Article 2 – MEMBERSHIP

Availability

Membership is open to any individual of good character and reputation who has an interest in reined cow horses and the promotion of the reined cow horse.

All riders and horse owners must be members of ORCHA to show in ORCHA sanctioned classes at ORCHA approved shows, jackpots, or to participate at practices, classes, shows, clinics, workshops or any other club events.

Admission

Members shall be admitted and retained in accordance with the rules and regulations of the Ontario Reined Cow Horse Association.

Dues

Each member of the Association shall pay annual membership dues to ORCHA. Said dues are due and payable at the commencement of each fiscal year - October 1 through September 30 of each year. All membership dues and charges for the Association's publications shall be set by the Board of Directors.

Section 4 – Non-Pro Status

A Non-Professional in this association may not train horses or horse riders for direct or indirect remuneration in any equine discipline. Non-Pro status can be re-obtained after three (3) years of non-acceptance of any remuneration in any equine discipline, with Board approval.



ONTARIO REINED COW HORSE ASSOCIATION

Article 3 – MEETINGS

Annual Meeting

The annual meeting of the Association shall be held at a time and place designated by the Board of Directors. Notice of the membership meetings will be printed in the Association's official publication or directly presented to the members by Canada Post mail or electronic mail or online.

Special Meetings

Special meetings of the membership may be called by the Board of Directors to be held at a time and place designated by the Board of Directors. Notice for special meetings will be given in the official publication of the Association or through special mailing, regular or electronic, to each member at least thirty (30) days prior to the meeting. Business transacted at all special meetings shall be confined to the objects stated in the call and notice of the meeting and meetings germane thereto.

Quorum

At any meeting of the Association, whether it be an annual meeting or a special meeting, the members present shall constitute a quorum regardless of the number actually present.

Article 4 – DIRECTORS / OFFICERS

Officers and Executive Committee

There shall be nine (9) Directors elected by the members. Directors to be elected for a 2-year term, with 4 or 5 ending their term on even years and the balance on odd years. The Directors then will elect the President, Vice-President, Secretary and Treasurer. The remaining members will serve as Directors.

Salaries

There are no salaries.

Appointed

Its Board of Directors shall manage the business of the Association. The Board of Directors shall be comprised of the President, Vice-President, Treasurer, Secretary and five (5) elected Directors, or as many as deemed necessary from the elected Board of Directors. The appointed Directors shall hold office for a period of two (2)



ONTARIO REINED COW HORSE ASSOCIATION

years. In the event that ORCHA has retained an Executive Director as set forth hereinafter in these By-laws, the said Executive Director shall not be a member of the Board of Directors. All members of the Board of Directors must be members of ORCHA.

Reporting Requirements

The Board of Directors shall have general charge of the affairs, finances and property of the Association, to which they shall make an annual report to the membership at the annual meeting.

Authority

In addition to the powers and authorities these By-laws expressly confer upon them, the Board of Directors may exercise all such powers of the Association and to all such lawful acts that are not prohibited by statute or by these By-laws.

Vacancies

The Board of Directors shall be empowered to fill vacancies occurring in the Board. Any vacancy occurring in the Board may be filled by the affirmative vote of a majority of the remaining directors. A director elected to fill a vacancy shall serve the unexpired term of his/her predecessor.

Quorum

A quorum of the Directors in office shall be necessary to transact business of the Association. A quorum for the purposes of these By-laws is defined as five (5) members of the Board of Directors. Once it is established that a quorum exists, a majority of such quorum shall then decide upon any questions that may come before the meeting and shall be binding as though the full Board of Directors were sitting.

Absenteeism

Any Director who misses more than two (2) unexcused meetings per year may be removed for cause.

"Good Faith"

A Director of the Association shall stand in a fiduciary relation to the Association and shall perform his or her duties as a Director, including his or her duties as a member of any committee of the Board upon which he or she may serve, in good faith, in a manner he or she reasonably believes to be in the best interest of the Association, and with such care, including reasonable inquiry, skill and diligence,



ONTARIO REINED COW HORSE ASSOCIATION

as a person of ordinary prudence would use under similar circumstances. In performing his or her duties, a Director shall be entitled to rely on good faith information, opinions, reports or statements, including financial statements and other financial data, in each case prepared by any of the following:

- I. One or more officers or employees of the Association whom the Director reasonably believes to be reliable and competent in the matters presented;
- II. Counsel, public accountants or other persons as to matters, which the Director reasonably believes to be within a professional and expert competence of such person;
- III. A committee of the Board upon which he or she does not serve, duly designated in accordance with law as to matters within its designated authority, which a director reasonably believes to merit confidence.

A Director shall not be considered to be acting in good faith if he or she has knowledge concerning the matter in question that would cause his/her reliance to be unwarranted. In discharging the duties of their respective positions, the Director shall at all times use the skill and diligence a person of ordinary prudence would use in similar circumstances. So long as the Director uses such skill and diligence as a person of ordinary prudence would use under similar circumstances, he or she shall not be held personally responsible for any actions taken on behalf of the Association.

Article 5 – ELECTION OF OFFICERS

Term of Office

The election of directors shall be held at the Annual General Meeting of the association at the time and place designated by the Board of Directors.

So as to have continuity in the officers of the Association, Directors shall be elected for a two (2) year term.

Nominations

Nominations for directors will be taken from the floor at the Annual General Meeting. Nominees do not have to be present, however, acceptance of nomination in writing is required from the nominee.

Voting

Each member of the Association, in good standing at the time of the election who is entitled to vote, must be present at the annual meeting in order to vote. There will be no proxy voting accepted by ORCHA.



ONTARIO REINED COW HORSE ASSOCIATION

Elections Auditor

The election of officers and directors may be conducted by the executive of the association, or by persons duly appointed for that purpose.

Voting Tie

In the event of a tie, the President will vote to break the tie. If the tie is for the position of President, then the Past President shall break the tie.

Article 6 – DUTIES OF DIRECTORS / OFFICERS

The President shall:

- ❖ Be the Chief Executive Officer of the Association;
- ❖ Preside at the meetings of the Executive Committee, the Board of Directors and meetings of the Members;
- ❖ Ensure that all orders of the Directors and of these By-laws are implemented;
- ❖ Perform all other duties as are normally incident to the office of President;
- ❖ Sign all cheques, notes, bills of exchange, deeds or other formal documents.

The Vice-President shall:

- ❖ Be vested with all the powers and shall perform all the duties of the President in the absence or disability or refusal to act of the President;
- ❖ Have such powers and duties, if any, as may from time to time be assigned to them by the Board.

The Secretary shall:

- ❖ Have charge of the corporate seal and the minute book of the Association and shall record in such book, minutes of all meetings of the Directors and members, and of such other proceedings as the Board may direct;
- ❖ Unless some other Officer is specifically charged with the duty, the Secretary shall keep or cause to be kept such books and records as the Association required to keep under the provisions of the Laws of the Province of Ontario and shall sign with the President or other signing Officer of the Association such instruments as require their signature.

The Treasurer shall:

- ❖ Have the care and custody of all the funds and securities of the Association and shall deposit the same in the name of the Association in such bank or banks, depository or depositories as the Board of Directors may direct;



ONTARIO REINED COW HORSE ASSOCIATION

- ❖ Unless some other Officers specifically charged with the duty, shall keep or cause to be kept the books of account, which the Association is required to keep under the provisions of the Province of Ontario.

The Directors shall be charged with the daily operational responsibilities of the Association, including but not limited to decisions necessary for continuity and those requiring immediate attention. Any action taken by the Officers without the prior approval of the Board of Directors, or action permitted by these By-laws, requires a quorum of the Directors / Officers. For the purposes of these By-laws, a quorum shall consist of five (5). The Directors / Officers of the Association shall not, without prior Board of Directors' approval, bind the Association to any contractual obligations.

Removal

Any Officer or Director elected by Membership, may be removed by the Board of Directors whenever in its judgment, the best interests of ORCHA would be served thereby.

Vacancies

If the office of any officer, or agent, one or more, becomes vacant for any reason, the Board of Directors may choose a successor or successors, who shall hold office for the unexpired time in respect of which such vacancy occurred. Vacancies in the Board of Directors, including vacancies resulting from an increase in the number of Directors, shall be filled by a majority of the remaining members of the Board no less than a quorum, and each person so elected shall be a Director until the successor is elected by the membership, who may make such election at the next annual meeting of the membership, or at any special meeting duly called for that purpose and held prior thereto.

Article 7 – MISCELLANEOUS PROVISIONS

Signing Authorities

All cheques or demands for money and notes of the Association shall be signed by such officer or officers or their designees, as the Board of Directors may from time to time designate.

Written Notice

Whenever written notice is required to be given to any person it may be given to such persons either personally or by sending a copy thereof through the mail, or by telefax, charges prepaid to his or her address appearing on the books of the



ONTARIO REINED COW HORSE ASSOCIATION

Association membership list, or supplied by him to the Association for the purpose of notice. If a notice is sent by mail, it shall be deemed to have been given to the person entitled thereto when it is deposited in Canada Post Mail. If the notice is sent by way of telefax or electronic mail, it shall be deemed to have been given to the person entitled thereto when transmission occurs. Such notice shall specify the place, day and hour of the meeting and/or hearing and in the case of a special meeting of the membership, the general nature of the business to be transacted.

Waiver of Notice

Whenever any written notice is required by statute, or by the By-laws of the Association, a waiver thereof in writing, signed by the person or persons entitled to such notice, whether if before or after the time stated therein, shall be deemed equivalent to the giving of such notice. Except in the case of a special meeting of the membership, either the business to be transacted or the purpose of the meeting need be specified in the waiver of notice of such meeting. Attendance of a person at any meeting shall constitute a waiver of notices of such meeting, except where a person attends a meeting for the expressed purpose of objecting to a transaction of any business because the meeting was not lawfully called or convened.

Teleconferencing

One or more of the Directors may participate in a meeting of the Board by means of conference telephone or other electronic device equipment by means of which all persons participating in the meeting can communicate with and hear each other.

Explanation

The words Association and the acronym ORCHA used in this document are synonymous and are used to refer to the Ontario Reined Cow Horse Association.

Article 8 – ANNUAL STATEMENTS

The President and Board of Directors shall present at each Annual General Meeting a full and complete statement of the business and affairs of the Association for the preceding year. Such statements shall be prepared and presented in whatever manner the Board of Directors shall deem advisable and need not be verified by a Certified Public Accountant.

Article 9 – INDEMNIFICATION

The Association shall indemnify each of its Directors, Officers, employees and committee members whether or not then in service as such, against all reasonable



ONTARIO REINED COW HORSE ASSOCIATION

expenses actually and necessarily incurred by him or her in connection with the defense of any litigation to which the individual may have been a party because he or she was a Director, Officer or employee of the Association. The individual shall have no right to reimbursement however in relation to matters as to which he or she has been adjudged liable to the Association for negligence or misconduct in the performance of his or her duties, or was derelict in the performance in his or her duty as a Director, Officer or Employee by reason of willful misconduct, bad faith, gross negligence, or reckless disregard or the duties of his or her office or employment.

The right to indemnify for expenses shall also apply to expenses of suits, which are comprised or settled if the Court having jurisdiction of this matter shall approve such settlement.

The foregoing right of indemnification shall be an addition to, and not exclusive of, all other rights which such Director, Officer or Employee may be entitled by insurance.

Article 10 – AMENDMENTS

Amendments to the By-laws must be presented to the ORCHA office at least sixty (60) days prior to the Annual General Meeting and written notice of the proposed amendments will be given in the ORCHA official publication or by a special mailing

to the membership at least thirty (30) days before the Annual General Meeting. These amendments will be considered and voted on at the Annual General Meeting, and must be passed by the majority of the members voting in person.

Article 11 - DISSOLUTION OF THE ASSOCIATION

In the event of the dissolution of the Association for any cause, whatsoever, the property and assets of the Association after all liabilities have been met, shall not, in any event, be distributed among the members, but shall be disposed of by donating to another organization having similar non-partisan, non-profit objectives.



ONTARIO REINED COW HORSE ASSOCIATION

GENERAL RULES AND REGULATIONS

- A – DISCIPLINARY PROCEDURES
- B – CAUSES FOR DISCIPLINARY ACTION – ABUSE
- C – UNSPORTSMANLIKE CONDUCT
- D – FORFEITURES
- E – FAILURE TO PAY
- F – COURT OF LAW CONVICTIONS
- G – CONVICTIONS BY OTHER EQUINE ORGANIZATIONS
- H – DISCIPLINE BY NRHA OR REINING CANADA
- I – SHOWS
- J – YEAR END AWARDS
- K – ATTIRE AND EQUIPMENT
- L – GENERAL SCORING AND PENALTIES
- M – REIN WORK SCORING AND PENALTIES
- N – COW WORK – SCORING AND PENALTIES
- O – BOX DRIVE CLASS COW WORK – SCORING AND PENALTIES
- P – HERD WORK – SCORING AND PENALTIES
- Q – Ranch Riding
- R – Ranch Trail
- S – Ranch Rail
- T – PATTERNS

Guidelines for rules not covered by the ORCHA rule book will default to the NRCHA rule book where applicable.

Exhibitors are responsible to know the rules.

A – DISCIPLINARY PROCEDURES

1. Membership in the Association carries responsibilities as well as certain rights. Any member of the Association may be disciplined, fined or



ONTARIO REINED COW HORSE ASSOCIATION

suspended upon a showing of good cause. Any non-member may be denied membership and the privileges relating thereto whenever it shall be established by satisfactory evidence to the ORCHA Executive Board that such non-member is not a worthy candidate.

2. Anyone who becomes a member of the Association accepts to be bound by all the rules and regulations of the Association and renounces any recourse that he or she may have against the Association in connection with the enforcement of those rules.
3. Whenever anyone believes that conduct at an ORCHA approved event by a member or non-member warrants disciplinary actions, he or she must file within ten (10) days of the actual incident, and/or within ten (10) days of having gained knowledge of the incident, a protest in writing with the ORCHA Office. Timely filing will be determined by the postmark on the envelope. Any protest must be accompanied by a bank draft, money order, certified cheque or cash in the amount of One Hundred (\$100.00) Dollars to be considered validly filed. The filings of a negative show representative's report and/or judge's grievance setting out the conduct warranting disciplinary action will also constitute a validly filed protest. The \$100.00 protest fees are non-refundable in every instance of an unfounded protest, or in a case of finding, a portion of the protest fees maybe returned to the protester, but not to exceed 50% and the amount will be determined by the Board of Directors. Upon receipt of all validly filed protests in the ORCHA office, the ORCHA President and/or Executive Committee will designate the Protest Review Committee to investigate the protest and make any recommendation. Upon receipt by the ORCHA Office of any validly filed protest, notification shall be sent to the person accused of a violation of these rules at that person's last known address. That notice shall contain a copy of the protest and shall advise the accused of the disciplinary procedure to be followed.
4. The ORCHA President and the ORCHA Board shall form the Protest Review Committee. The Protest Review Committee shall have full carriage of the investigation, including the power to assign one or more members to carry out the investigation of facts.
5. Upon reviewing the investigation report, the Protest Review Committee may choose to refer the matter to the appropriate standing committee for review. If the Protest Review Committee finds the matter is not sufficiently serious to warrant a hearing, all parties will be advised accordingly. If however, the Protest Review Committee finds that a hearing is warranted, the person accused of the violation shall be given not less that thirty (30) days written notice of a time and place for a hearing before the ORCHA Executive Board.



ONTARIO REINED COW HORSE ASSOCIATION

The accused shall have an opportunity to appear at the hearing, with or without counsel, and to be heard and to present evidence and testimony on his or her own behalf and to hear and refute any evidence offered against him or her. Should the accused choose to appear at the hearing, the accused does so at his or her own expense. Additionally, any costs associated with counsel of the accused shall be borne by the accused, regardless of the outcome of the hearing. The parties will receive a decision from the ORCHA Executive Committee immediately after deliberation. ORCHA may be represented at any such hearing by counsel or an agent who is not a member of the Executive Committee or a member of the Board of Directors.

6. Proceedings before the ORCHA Executive Committee shall be informal and rules of evidence, both at common law or provided by Ontario rules of civil or criminal evidence, need not be strictly observed. The standard by which admissibility is determined is whether the evidence is such that an ordinary prudent person is willing to rely upon it. As an ORCHA member, participant at an ORCHA approved event or a person appearing before the Executive Committee, the accused person agrees that all witnesses and participants in such hearing shall be immune from any civil liability whatever, including, but not limited to, libel, slander, invasion of privacy, defamation, or product of disparagement, for testimony given in the course of preparation for or at the hearing.
7. In regard to any violation of ORCHA rules and regulations, the Executive Committee shall impose at a minimum the following sanctions:
 - a) First Offence – not less than 30 days probation
 - b) Second Offence – not less than 30 days suspension
 - c) Third Offence – not less than a one-year suspension
 - d) Lifetime Suspension – where warranted
8. In addition to the sanctions set forth above, the ORCHA Executive Committee shall have jurisdiction to invoke any or all of the following sanctions, including but not limited to: revocation or denial of membership privileges, revocation of participation privileges in all ORCHA approved events, denial of privilege or access or presence on the show grounds of an ORCHA approved event, denial of privilege to advertise in official publications and/or assessment of a fine.
9. The Executive Committee and/or its designee will issue a written report including finding of fact and conclusions within a reasonable period of time after the close of the hearing. All parties will receive a copy of the findings of facts and conclusions.



ONTARIO REINED COW HORSE ASSOCIATION

10. When a member is disciplined or suspended, or a non-member is denied membership privileges, the finding of fact and conclusions will be presented to the ORCHA Board of Directors.
11. Any suspended member of the ORCHA will not be allowed to participate in any ORCHA approved event as an owner of a horse, rider, or act as an agent in connection with any ORCHA approved event. In the event a suspended member enters an approved event during the period of suspension either as owner, rider or agent, the ORCHA Executive Committee may impose an additional six (6) month period of suspension and all show winnings will be forfeited to ORCHA.
12. If the ORCHA Executive Committee deems the submission of a protest to be malicious and/or frivolous, appropriate disciplinary action may be taken.
13. Any member interfering with or attempting to influence the outcome of a protest investigation or hearing may be subject to disciplinary action by ORCHA.
14. The decision and action of the ORCHA Executive Committee shall be final and binding upon all parties.
15. All disciplinary hearings shall be held at a location as determined by the ORCHA Executive Committee.

B – CAUSES FOR DISCIPLINARY ACTION – ABUSE

A member of the association shall not abuse or mistreat any animal in any manner whatsoever on the show grounds. Abuse is defined as an action, or failure to act, which a reasonably prudent person, informed and experienced in the customs, accepted training techniques and exhibition procedures, would determine to be cruel, abusive, inhumane or detrimental to the animal's health. The exhibition of a horse that has a cut or abrasion showing clear evidence of fresh blood shall result in disqualification.

Individuals will be subject to the disciplinary procedures set forth in Section A if it is determined that there was willful abuse of the horse under any of the following circumstances:

- a) The individual physically participates in the abuse of the animal or shows the horse in a condition to be considered abuse.
- b) The individual designates him or herself as the exhibitor on the show entry form.



ONTARIO REINED COW HORSE ASSOCIATION

C – CAUSES FOR DISCIPLINARY ACTION – UNSPORTSMANLIKE CONDUCT

Unsportsmanlike conduct will not be tolerated. Unsportsmanlike conduct shall be defined as any action of disrespect, deceit or fraud directed to judges, show management, and show representatives, ORCHA members or other exhibitors.

D – FORFEITURES

Any rider participating in a class or a division in which he/she is not eligible based on earnings (or the horse he/she is riding is not eligible based on earnings) will be placed on probation for 30 days for the first offence. Second and subsequent offences will result in a 30-day suspension and a fine of \$200.00. When a horse/rider is found to be ineligible, the earnings and awards will be forfeited to ORCHA.

Upon receipt of any forfeited earning, ORCHA will redirect the forfeited earnings to the show committee to be redistributed. ORCHA will make corrections to the class placing and earnings in the ORCHA database. It is the responsibility of the ineligible and/or disciplined exhibitor and/or owner to forfeit all earnings, prizes and/or awards to ORCHA.

E – FAILURE TO PAY

Any member may be suspended and denied privileges of the Association and any non-member, and any non-member approved show or official thereof, may be denied privileges of the Association for failure to pay when due, any obligation owed the Association, ORCHA Official Publication or ORCHA approved show for failure to pay entry fees, stall fees, office charges, premiums or any other fees or charges connected with the exhibitions of reined cow horses; provided, however, that fifteen (15) days before action, written notice of the account due and the intention to suspend and withhold privileges of the Association shall be delivered to such member or non-member. This provision also includes the payment of any costs, fees or obligations for a cheque that is returned to the ORCHA or any show of affiliate that has been deemed by a bank to be paid by an account that contains non-sufficient funds. Any suspension and denial of privileges under this section shall terminate upon full payment of the obligation due.

F – COURT OF LAW CONVICTIONS

A conviction of an individual under municipal, county, state, provincial or federal law, whether or not ORCHA is involved, may subject the convicted person to discipline by the ORCHA Executive Committee under the terms herein set forth. Any discipline imposed will be stayed pending completion of any statutory appeals.



ONTARIO REINED COW HORSE ASSOCIATION

Acceptance of a conviction by ORCHA will be given after notice to the sanctioned individual or entity, which may request a hearing before the ORCHA Executive Committee.

G – CONVICTIONS BY OTHER EQUINE ORGANIZATIONS

ORCHA Executive Committee may accept suspension rulings pertaining to cruel or inhumane treatment of horses from other recognized equine related associations and state or provincial racing commissions. The effect of such acceptance is to suspend the individual from ORCHA membership privilege, or for non-members to deny membership privileges, for a length of time equal to the suspension for which reciprocity is given. Acceptance of such rulings by ORCHA will be given after notice to the sanctioned individual or entity, who may request a hearing before the ORCHA Executive Board to present lack of due process by the reporting association to merit ORCHA's refusal to give reciprocity.

H – DISCIPLINE BY ORCHA

ORCHA will honour any suspension rulings of the ORCHA Executive Board.

I – SHOWS

ORCHA will not sponsor a show that does not have classes that are beneficial to all competitors with the exception of when a show is beneficial to ORCHA upon vote from directorship. The organization will from time to time sanction specific show events. These events may or may not be sanctioned by the Ontario Reined Cow Horse Association. In either event, the rules of the ORCHA will govern.

Any show wishing to be sanctioned by the organization must submit an application by the deadline set. Special cases will be considered by the Board of Directors and may be approved on their merit. A show committee may retain up to 50% of entry fees.

J – YEAR END AWARDS

The organization will recognize achievements of its members by annually presenting an award to the highest money earner (Champion) and the second highest money earner (Reserve Champion) in each class based on the total annual monies earned at the ORCHA sanctioned events in one calendar year (October 1st to September 30th). Tabulations are calculated as indicated in the Class conditions only from the day the paid membership received to the end of the award year.



ONTARIO REINED COW HORSE ASSOCIATION

Ties will be broken by higher cow points; if equal cow points, 2 awards will be given. In order to qualify for year-end awards, Champion and Reserve horse-rider combinations must have competed in the said class at least 50% of the total times offered at shows. In order for monies earned to be eligible for year-end awards, rider and horse owner must be a member in good standing of ORCHA.

K – ATTIRE AND EQUIPMENT

Exhibitors must show their horses independently, astride with a western saddle. On show day, any persons entering the show pen must be wearing a western hat or helmet approved for riding by an equine organization, western boots, and long sleeve shirt. Chaps or chinks and spurs are optional. Judges, at their discretion, may authorize adjustment to attire due to weather conditions. Use of training equipment will not be permitted in the show arena on the day of an ORCHA approved show within one hour of the start of the show.

Bits and equipment described below are required for all classes.

Horses six years old and older must be shown in a bit; horses five years old and younger may be shown in either a bit, hackamore or snaffle bit at the discretion of the exhibitor, or as specified in the Class Conditions description.

1. Bits

a) Curb Bits – All curb bits must be free of mechanical devices and should be considered a standard western bit. Description of a standard legal western bit includes:

1. 8 1/2" (215mm) maximum length. Shanks may be fixed or loose.
2. Concerning mouthpieces, bars must be round, oval or egg shaped, smooth and unwrapped metal of 5/16" to 3/4" (8mm to 20mm) in diameter, measured 1" (25mm) from the cheek. They may be inlaid, but must be smooth or latex wrapped. Nothing may protrude below the mouthpiece (bar), such as extensions or prongs. A three (3) piece, connecting ring of 1-1/4" (32 mm) or less in diameter, or a connecting flat bar of 3/8" to 3/4" (10mm to 20mm) measured top to bottom with a maximum length of 2" (50mm) measured top to bottom with a maximum length of 2" (50mm), which lies flat in the horse's mouth is acceptable.
3. The port must be no higher than 3-1/2" (90mm) maximum, with rollers and covers acceptable. Broken mouthpieces, half-breeds and spades are standard. When a curb bit is used a curb strap or curb chain is required.
4. Braces, copper port cover and/or having copper smoothly inlaid in the mouthpiece are optional. The use of martingale or tie-down is prohibited. No wire or rawhide device may be used in conjunction



ONTARIO REINED COW HORSE ASSOCIATION

with the bit other than the leather chinstrap or single chain curb strap. Leather chinstraps or single chain curb straps must be flat and at least 1/2 inch wide. A broken strap or chain is not necessarily cause of disqualification.

5. In two-rein equipment, bosals (hackamores) may be of any size, shall be round in shape and constructed of uniform braided rawhide or leather and have a non-metal flexible core. No iron or foreign substance may be used. Fingers between the reins are permitted. No gimmick of any kind may be used in conjunction with the bosal.
 6. The same bridle or hackamore must be used throughout the class. If there is a finals, an equipment change is allowed for the finals; however, the same bridle or hackamore must be used throughout the finals.
 7. Snaffle bits shall be either "D" or "O" ring type, no larger than 3 inches in diameter on the inside of the ring. They must have a broken mouthpiece being a minimum of 3/8 inch in diameter from the corners, with a gradual taper ending in no less than 5/32 of an inch at the middle of the bit. These bits must be such that when the reins are pulled, no undue leverage is applied. A leather or other woven material chinstrap of any width is to be used. No iron, chain, or other material may be used. Reins are to be attached above the chinstrap. Two hands must be used on the reins.
- b) Spade Bits – A spade bit or a bit having the following characteristics may be used in any of the classes. Said characteristics shall be: one with an unbroken bar mouthpiece with one inch or higher port measured from the bottom of the bar to the top of the port. There must be an operable cricket inside the port of the bit. The diameter of the bar must be a minimum of 3/8 inch. The cheeks must be connected at the bottom. The overall length of the bit shall not exceed 8 1/2 inches. Optional tongue release shall not exceed 3 inches in width.

NOTE: If at anytime during a performance a piece of equipment breaks, the rider may continue provided the broken equipment does not pose a hazard to the rider and/or is not cruel to the horse. If a rider is unable to continue because of the broken equipment the rider will be excused with a score of zero.

2. Reins

- a) Romal Reins - The reins can be held in either hand with hand around reins. The non-rein hand must be on the romal. (The keeper, or hobble, that attaches the romal to the reins is considered to be a part of the romal.) The non-rein hand is not allowed, at any time, to touch the reins or a score of



ONTARIO REINED COW HORSE ASSOCIATION

zero (0) will be applied. The rider is allowed to shorten the reins while the horse is in motion as long as their hands are held in a legal manner. Whenever this handbook refers to romal, it means an extension of braided material attached to closed reins. This extension shall be carried in the free hand with a 16-inch (40cm) spacing between the reining hand and the free hand holding the romal. When using romal reins, the rider's hand shall be around the reins with the wrists kept straight and relaxed, the thumb on top and the fingers closed lightly around the reins. When using a romal, no fingers between the reins are allowed.

The romal shall not be used forward of the cinch or to signal or cue the horse in any way. Any infraction of this rule shall be penalized severely by the judge.

- b) Split Reins – When used with one hand the bridle reins should be held in thumbs up position. No more than index or first finger between reins is allowed. The tails of reins must both be on same side. When used two-handed the tails of reins must be crossed on the opposite side of the neck. Reins should be used with thumbs in UP or IN position. Plow reining is not allowed.
- c) Bosal Reins – Two hands allowed; if used one-handed (i.e. in a two-rein), fingers are allowed between reins. Thumbs up. No plow reins permitted. Mecate is permitted.

L – GENERAL - SCORING & PENALTIES

Credit must always be given when applicable, even when there is a penalty involved. When the judge is in doubt, benefit always goes to the contestant. The contestant is judged from the time he/she enters the arena until he/she completes the pattern. The scoring system for ORCHA approved classes/events is based upon a 60 – 80 point system. The lowest score possible is 60 points and the highest score possible is 80 points, half points may be used. The average score for a typical work is 70 points. The characteristics of a good working cow horse are: an alert, responsive attitude, smooth movements with its feet under it at all times, a soft mouth and should respond to a light rein, a natural, unaltered, relaxed tail carriage, able to work at reasonable speed and still be under control of rider, and a natural head carriage.

TIE FOR FIRST PLACE – In case of a tie for first place, the highest cow work score will be used to break the tie. In the event both cow work scores are the same, the tied contestants will have a work-off down the fence or may flip a coin if mutually agreed. Ties below first place will split earnings and points.



ONTARIO REINED COW HORSE ASSOCIATION

TWO JUDGE SYSTEM – Both scores are combined.

THREE JUDGE SYSTEM – Each judge scores a separate card, all three scores are then compared and the two closest scores are used, with the odd score being eliminated. (i.e. the three scores are 72, 73 and 75, the total score is 145 (72 + 73) with the high score of 75 being eliminated). If the scores are evenly divided, the lowest score is eliminated (i.e. the three scores are 71, 72 and 73, the total score is 145 (72 + 73) with the lowest score of 71 being eliminated.)

M – REINED WORK – SCORING & PENALTIES

Each rein pattern consists of sets of maneuvers. It is the judge's responsibility to evaluate these maneuver groups individually and rate each maneuver group on the following scale:

–1½ ----- Extremely Poor
–1 ----- Very Poor
–½ ----- Poor
0 ----- Correct
+½ ----- Good
+1 ----- Very Good
+1½ ----- Excellent

Horses shall work individually. Judging begins the moment the horse enters the arena. There will be no schooling from the time the horse enters the arena. A reined work must consist of the following: circles, lead changes and runs terminating in well-balanced stops straight to the line of travel, turns and a back-up of a reasonable distance with slight hesitations denoting each maneuver. Reined Work Patterns found in this book are approved NRCHA patterns. The judge may deviate from traditional order of performance and he/she may also deviate from the exact printed pattern due to arena conditions. The judging ends when the rider indicates he/she is finished by coming to a complete stop. Praising or rewarding of the horse is only allowed after the reining pattern is complete and before the exhibitor calls for a cow.

The best reined horse shall be easily guided or controlled with little or no apparent resistance. Bad manners exhibited by the horse will be penalized. All deviations from the exact given pattern must be considered a loss of control and marked down accordingly. Credit shall be given for the smoothness, finesse, attitude, quickness and authority of performing various maneuvers while using controlled speed which raises the difficulty level and makes the horse more exciting and pleasing to watch.



ONTARIO REINED COW HORSE ASSOCIATION

Circles: Circles are a controlled maneuver at the lope in the designated area of the arena. Emphasis on the scoring shall be given to the contestant exhibiting smooth, controlled figure eights with easy lead changes. Right and left circles shall have a common center line in the middle of the designated area. Circles shall be run and/or begun on the correct lead. The speed and size of the right circles shall be exactly the same as the speed and size of the left circles. The horse shall lope in an even, fluid manner with a minimum of rider contact and/or commands. Circles shall be run far enough from arena wall that it does not affect the circles.

Lead Changes: The act of changing the propelling side of the horse's body when changing the direction traveling at a lope. The lead change must be executed at a lope with no change of speed or gait. The horse shall change leads at the exact location dictated in the pattern description and shall change in one stride. A horse shall be considered out of lead if both front and rear leads are not changed in the same stride.

Jogging: Jogging up to 2 strides incurs a $\frac{1}{2}$ point penalty, jogging beyond 2 strides will incur a 2 point penalty. Jogging in excess of one-half circle or one-half the length of the arena will result in a score of 0. In determining whether a $\frac{1}{2}$ or 2 point penalty has been incurred, it is useful for a judge to consider the distance traveled and to count the steps of the rear legs. Four steps and under would represent 2 or less strides and require a $\frac{1}{2}$ point penalty; 5 steps and more, therefore, would require a 2 point penalty.

Run-Downs: Runs lengthwise through the arena. They shall be made as described in the given pattern, unless the judge indicated otherwise due to arena conditions. The horse shall demonstrate a relaxed fluid attitude when starting a run-down and throughout the maneuver. The horse shall use controlled speed consistent with the size of the arena and the condition of the ground. The horse shall travel in a straight line with a minimum of contact with the rider. Straight, controlled run-downs with square, smooth stops, maintaining suppleness and proper head position are desirable.

Stops: Shall be in line with the direction of travel. Horse shall have its hocks well under it during the entire stop, maintaining a proper head position and response to a light rein.

Spins: Consistent and positioned 360 degree turns executed with the inside hind quarter (pivot) remaining stationary. Spins shall be smooth and efficient. The location of the hind quarters shall be fixed at the start of the spin. The horse shall stop the spin exactly as dictated by the pattern description. The right and left spins shall have a similar speed and balance.



ONTARIO REINED COW HORSE ASSOCIATION

Back-up: The horse being caused to move in a reverse motion in a straight line for a required distance. The horse shall begin the back-up in a controlled manner and shall continue to back-up without hesitation until directed to stop by the rider. In the instance where a horse backs up where a back-up is not specified in the pattern, the penalty score of 0 will be incurred when the horse backs more than 2 full strides. It is important to note one stride is defined as the complete movement or steps of all 4 legs, one time. In this particular situation it is very helpful for a judge to watch and count the steps of the front feet. Up to and including 4 steps of the front feet in the not required back-up receives no penalty; five steps and beyond constitutes the inclusion of a maneuver not specified and thus a penalty score of 0.

Hesitate: Hesitation is only long enough to show the completion of one maneuver before the next one starts. There shall be slight hesitation to indicate each maneuver.

Definition of fall of horse: When the horses shoulder and hip are on the ground and all four feet are facing in one direction. Fall of horse in any event receives a score of -0-.

Definition of fall of rider: Rider is no longer astride the horse.

Reined Work - Penalty Points:

½ point penalties:

- Not changing leads within the same stride
- Over or under spin 1/8 turn
- Jogging first two strides

1 point penalties:

- Out of lead
- Out of lead each 1/4 circle
- Slipping a rein in the bridle
- Scotching or anticipating a stop
- Over or under spinning up to 1/4 turn

2 point penalties:

- Lead missed around end of arena past 2nd corner
- Not ever changing leads in patterns where there is only ½ circle
- Failure to run by marker before stop is initiated
- Freezing up in turn
- Breaking gait (Break of gait is defined as “when the cadence of the lope is disrupted or not maintained.” Break of gait only occurs from the lope gait)
- Jogging beyond two strides
- On trot in patterns, failure to “Stop” before executing a lope departure



ONTARIO REINED COW HORSE ASSOCIATION

- A stop in the first one-quarter of the circle, after a lope departure, is a break of gait
- At end of pattern, failure to hesitate to demonstrate completion of pattern.

5 point penalties:

- Spurring or hitting in front of cinch at any time or excessively whipping or spurring the horse
- Blatant disobedience, defined as kicking, biting, bucking, rearing, striking, or obviously insubordinate

-0- Score:

- Failure to complete the pattern as given (i.e. over or under spin more than 1/4)
- Using 2 hands on the reins in a bridle or two rein class
- Fingers between the reins in a bridle class except in the two rein class
- Horse balking
- Bloody Mouth (inside)
- Illegal Equipment
- Leaving the working area before pattern is complete
- Fall of horse or rider
- Backing more than two strides, when backing is not called for
- Jogging in excess of one-half circle or one-half the length of the arena
- Improper Western Attire
- Failure to work in the proper working order.
- A judge may blow his/her whistle at any time to terminate the work. A score of zero will be given if the work is not complete at that time

N-E

- Failure of an exhibitor to attempt to work the pattern

No Score

- Abuse
- Lameness of the horse

Leads & Lead Change Penalties: A judge is required to penalize a horse $\frac{1}{2}$ of a point for a delayed change of lead by one stride. The penalty for being out of lead is cumulative, and the judge will add 1 penalty point for each $\frac{1}{4}$ of the circumference of a circle or any part thereof that a horse is out of lead.

N – COW WORK – SCORING & PENALTIES

The required pattern for cow work is: boxing, fence turns and circles, in that order.

Boxing: At the start of the work, upon receiving a cow in the arena, the contestant shall hold that cow on the prescribed end of the arena for a sufficient time to



ONTARIO REINED COW HORSE ASSOCIATION

demonstrate the ability of the horse to contain that cow. The horse should exhibit cow sense and natural working ability without excessive reining or spurring. The degree of difficulty shall be considered.

Turning: After a reasonable amount of time the contestant shall take the cow down the fence, making at least one (1) turn each way on the fence. To qualify as a turn, it must be accomplished without the use of the end fences to stop or turn the animal. The Horse should use himself in a controlled athletic manner, using its hocks to stop & drive out of the turn, while using its front end to balance and turn. More than 2 turns in each direction should not result in extra credit, but also should not be penalized unless the cow is too tired to circle correctly. One turn each way may not result in extra credit if the horse and/or cow are out of control.

Types of Turns:

Fence Turn: A turn in which the cow is turned in a different direction and held near the same fence while being run in the new direction. The exhibitor must be close enough to the cow to be the cause of the turn.

Open Field Turn: A turn in which the cow, while being run down the arena is more than 20 feet away from the perimeter fence is turned in the opposite direction and held on the same side of the arena while being run in the new direction. The exhibitor must be close enough to the cow to be the cause of the turn.

Circling Turn: A turn in which the horse, while attempting an open field turn does not use its hocks to stop & drive out of the turn, but instead continues forward motion and guides or 'circles' the cow in the new direction. If an exhibitor performs a circling turn as the second turn down the fence they must then show separation between that turn and the first circle, otherwise a 2C penalty shall apply.

Circling: Then the contestant shall take the cow to an open part of the arena and maneuver the cow smoothly at least 360 degrees in each direction without interference from the fence. The size, symmetry, speed and balance from right to left show control. Tightening the circles down with head to head speed will be a credit situation. The circles should be completed before the cow is exhausted.

Scoring:

(a) General: Both the cow work portion of this event and the reined work portion are mandatory. Scoring emphasis on the cow work portion shall be based on the horse maintaining control of the cow at all times, exhibiting superior cow sense and natural cow working ability without excessive reining or spurring. A horse going off pattern in the reined work will receive a score of zero (0). The judge should take into consideration the size of the arena, condition of the ground, and disposition of the cattle in scoring each work. The greater the difficulty of the run, the more credit should be given. The difficulty may be due to the extreme speed or stubbornness of the cow, or the cow's reluctance to move down the fence when sufficiently driven by the contestant. The most controlled cow work with the highest degree of



ONTARIO REINED COW HORSE ASSOCIATION

difficulty should be marked the highest. Bad manners exhibited by the horse will be penalized under run content. Should the exhibitor or horse quit working before time/completion of the pattern, a zero score will be given. In the cow work phase of any class, one hand on the horn may be used. A horse which attempts both the reined work and the cow work portion may be placed even if disqualified in one portion of the class. (Example: If a horse is disqualified and receives a zero (0) score for the reined work, but scores a 70 for the cow work, its total score would be a 70 and the horse would be eligible for placing.)

(b) Terminating the Work: The judge may blow his/her whistle once at any time during the work to terminate it. If at any time a judge feels that the contestant is out of control endangering themselves and/or their horse, the judge may terminate the work, and a score of zero will be given. Judging ends when the whistle blows. A score of zero will be given if the work is not complete at that point.

(c) New Cow: During the cow work, when a cow leaves the working area, the contestant will receive a new cow and scoring will begin again with the new cow, except when the cow has been forced out of the ring by the horse and rider based on the judge's decision. If this is the case a score of zero (0) will be given. When enough cows are available, the contestant should receive a new cow if the cow drawn is unreasonably difficult or unworkable.

(d) Cow work may be done immediately following each individual's pattern work or immediately after completion of pattern work by all horses being exhibited.

Cow Work – Penalty Points

1 point penalties:

- A. Loss of working advantage
- C. When the cow's head breaks the plane of the 1 point marker.
- E. Changing sides of arena to turn cow. (1 point each time)
- L. For each length horse runs past cow. A length by is 1 horse length of daylight between the cow's head and the top of the horse's tail.
- P. Working Out of position
- S. Slipping a rein
- T. Failure to drive cow past middle marker on first run down the fence before initiating the turn.
- W. Excessive hollering.

2 point penalties:

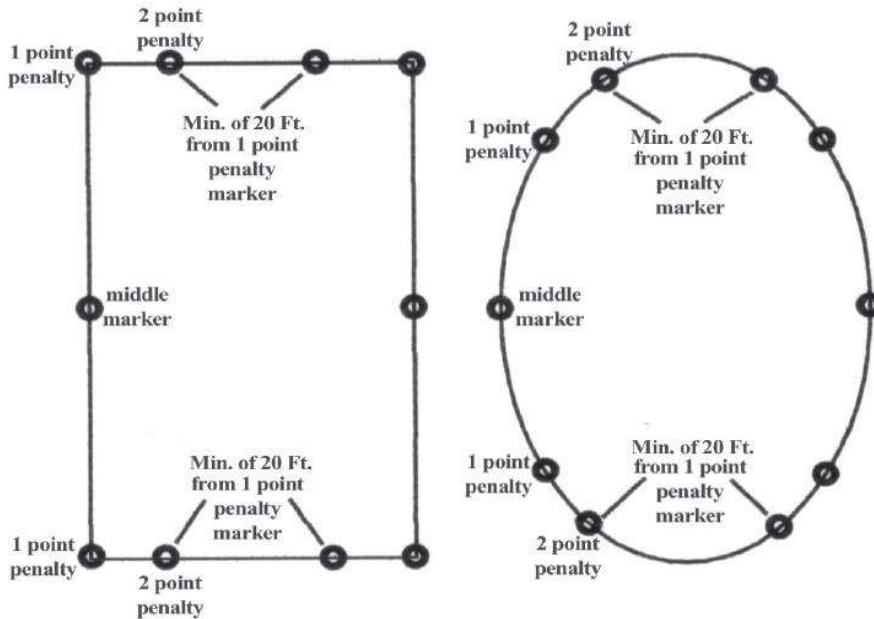
- A. Going around the corner of the arena before turning the cow. (When the cow's head breaks the plane of the 2 point penalty marker)



ONTARIO REINED COW HORSE ASSOCIATION

B. When working an animal in the open field (at least 20' from the side of arena) and the animal gets within 3 feet from the end fence before being turned. This applies when going from one end of the arena to the other.

C. Circling Turn – This penalty applies only in a two (2) turn run in which the second turn is an attempted open field turn where the horse never achieves a stopping position between the 2nd turn and the first circle; in the situation where it is not possible to tell where the second turn ends and the first circle begins.



3 point penalties:

E. Exhausting or overworking the cow before circling.

H. Hanging up on the fence (refusing to turn- horse is considered to be hung up when the animal being worked exits the turn and the horse momentarily refuses the riders command and freezes up (stops lateral movement of the shoulders).

Also considered a hang-up is when a horse is put in a position where it is physically impossible to complete the turn and the lateral movement of his shoulders is stopped.

K. Knocking down the cow without having a working advantage

5 point penalties:

A. Not getting one turn each way (5 points each way)

B. Spurring or hitting in front of cinch at any time or excessively whipping or spurring the horse.

C. Blatant disobedience, defined as kicking, biting, bucking, rearing, striking, or obviously insubordinate



ONTARIO REINED COW HORSE ASSOCIATION

-0- score:

- A. Turn tail
- B. Using 2 hands on the reins in a bridle or two rein class
- C. Fingers between the reins in a bridle class, except in a two rein bridle
- D. Balking
- E. Extremely out of control (Any horse that is out of control while working the cow, thus endangering the rider, i.e. crossing the path of the cow, shall be called off the cow.)
- F. Bloody Mouth (inside)
- G. Illegal Equipment
- H. Leaving the work area before the pattern or work is complete
- I. Fall of horse or rider
- J. Schooling of the horse between the rein and cow work when the cow work immediately follows rein work
- K. Schooling of the horse between cows, if a new cow is awarded. Schooling is defined as gaining an advantage by excessive pulling, turning, stopping or backing or failure to immediately pull up when a new cow is accepted.
- L. If a rider hits or kicks the animal being worked in an abusive manner
- N. Improper Western Attire
- O. Failure to work in the proper working order.
- N-E Failure of an exhibitor to attempt to complete the work.

No Score

- A. Abuse
- B. Lameness of the horse

O - BOX DRIVE CLASS COW WORK – SCORING & PENALTIES

The goal of this class is to introduce the rider to the “fence work” phase of the cow work. The class will have its own rein work. Judging begins when the contestant enters the arena. There shall be no schooling between entering the arena and the completion the cow work, or between cows if a new cow is awarded. The penalty for this is -0-. New cow guidelines are applied as per other cow work classes. The required pattern for the cow work is: box, drive, box, drive, in that order.

Box: At the start of the work, each contestant, upon receiving a cow in the arena, shall hold that cow on the prescribed end of the arena for a sufficient time to demonstrate the ability of the horse to contain the cow at that end. If the cow does not immediately challenge the horse, the rider shall aggressively move in on the cow to demonstrate his horse’s ability to drive and block the cow on the entry fence.

Drive: After a reasonable amount of time, the contestant shall set up and drive/rate the cow down the fence, opposite fence of the judges, to the opposite end of the arena. When coming out of corner, the horse shall be close enough to cow to



ONTARIO REINED COW HORSE ASSOCIATION

demonstrate control with cow against the fence. This distance and control should be maintained for approximately $\frac{1}{2}$ to $\frac{3}{4}$ the length of arena. Upon reaching the opposite end of the arena, the rider will release the cow.

Box: Move horse toward center of arena to set the cow up for boxing. Again, box the cow for a sufficient time to demonstrate the ability of the horse to contain the cow at that end. If the cow does not immediately challenge the horse, the rider shall aggressively move in on the cow to demonstrate his horse's ability to drive and block the cow on the entry fence.

Drive: After a reasonable amount of time, the contestant shall set up and drive/rate the cow down the fence, opposite fence of the judges, to the opposite end of the arena. When coming out of corner, the horse shall be close enough to the cow to demonstrate control with cow against the fence. This distance and control should be maintained past the center marker and continue until the judge signifies the completion of the run or time expires. The rider will then release the cow.

Time Limit / Terminating the Work - Each contestant is allotted one minute and forty five seconds to complete the four-part cow work pattern. The judge may blow his/her whistle once at any time during the work to terminate it. If at any time a judge feels that the contestant is out of control endangering themselves and/or their horse, the judge may terminate the work, and a score of zero will be given. Exhibitors are not required to use all the allotted time to complete the pattern. Time shall begin when the gate closes behind the cow after being let into the arena. When there are 30 seconds left, the announcer will announce, 30 seconds remaining and at one minute and forty five seconds, the announcer will call for time. Judging ends when exhibitor drives the cow past the middle marker the second time, judge ends the run with a whistle/horn or the allotted time ends, whichever occurs first.

Box Drive - Penalty Points:

1 point penalties:

- A. Loss of working advantage
- P. Working out of position
- C. Changing sides on the second drive / rate.
- M. Failure to drive past the middle marker.

3 point penalties:

- D. Failure to drive cow past middle marker on second drive before time expires
- K. Knocking down the cow without having a working advantage
- T. Performing a fence turn (whether initiated by horse or rider)

5 point penalties

- B. Spurring or hitting in front of cinch at any time or excessively whipping or spurring the horse.



ONTARIO REINED COW HORSE ASSOCIATION

- C. Blatant disobedience, defined as kicking, biting, bucking, rearing, striking, or obviously insubordinate
- X. Running the cow into the back fence with force

-0- score:

- A. Turn tail
- B. Using 2 hands on the reins when using a bridle or two rein
- C. Fingers between the reins, except when using a two rein
- D. Balking
- E. Extremely out of control
- F. Bloody mouth (inside)
- G. Illegal equipment
- H. Leaving the work area before the pattern or work is complete
- I. Fall of horse or rider
- J. Schooling of the horse between rein work and cow work
- K. Schooling of the horse between cows if a new cow is awarded
- M. Improper Western Attire
- N. Failure to work in the proper working order.

N-E

Failure of an exhibitor to attempt to complete the work (call for cow)

No Score

- A. Abuse
- B. Lameness of the horse

Credits:

- A. Maintaining control of cow at all times
- B. Maintaining proper position
- C. Degree of difficulty
- D. Eye appeal

P – HERD WORK – SCORING & PENALTIES

Herd Work - Judging will begin at the time line. The contestant shall approach the herd with no hesitation, weaving or reluctance on the part of the horse to enter the herd sufficiently deep enough to show his ability to make a cut. The horse shall work quietly, but alertly, causing very little disturbance to the herd or the animal brought out. Credit will be given for driving cattle, clearing the herd by a sufficient distance and setting up a cow while holding it in a working position as near the center of the arena as possible. The degree of difficulty, eye appeal and the amount of courage in staying on a tough cow will be taken into consideration. The amount of time actually spent working cattle in the 2½ minute period will have a positive effect on the total score. The horse should show a great deal of expression but no ill will toward the animal. Judging will end at the whistle. If an exhibitor is



ONTARIO REINED COW HORSE ASSOCIATION

taking an excessive amount of time to get to the herd after their number is called they may be disqualified at the discretion of the judge. Special consideration will be given to exhibitors who helped the previous exhibitor in the herd.

Herd Work- Penalty Points:

1 point penalties:

- A. (Miss) Loss of working advantage; Definition: When a horse goes by or misses to the degree that he loses his position to maintain control of the cow.
- B. Noise directed by contestant toward cattle; Definition: Any noise directed by the contestant toward the cattle will be penalized 1 point for each time.
- C. Working out of position; Definition: The position of the horse in relation to the cow being worked, being either too long or too short while working to control the cow.
- D. Toe, foot, or stirrup on shoulder; Definition: A 1 point penalty will be charged each time the toe, foot or stirrup actually touches the horse's shoulder.

3 point penalties:

- A. Hot quit; Definition: A Contestant may quit an animal when it is obviously stopped, obviously turned away, is obviously behind the turnback horses and turn back horses are behind the time line. A penalty of 3 points must be charged if the animal is quit under any other circumstances.
- B. Cattle picked up/running into or scattering herd; Definition: Each time a horse runs into the herd or scatters the herd while working or picking up cattle through fault of the horse, he will be penalized 3 points. The entire cow must enter the working area of the horse. (Working area of the horses is defined as an imaginary line paralleling a straight line connecting the outer limits of the back fence and being in front of the horse's head.)
- C. Failure to make a deep cut; Definition: Each horse is required to enter the herd sufficiently deep enough to show his ability to make a cut. One such deep cut will satisfy the rule. Note: It is more important for the judge to consider the depth and route taken by the cutter than it is to count the number of cattle that move around his horse. It is necessary, however, for the cutter to actually get behind some cattle before this rule is to be satisfied.
- D. Back fence; Definition: The horse will be penalized each time the back fence actually stops or turns the animal being worked within one step (3 feet) of the fence. The back fence markers are considered part of the back fence.

5 point penalties:

- A. Horse quitting a cow; Definition: When the horse refuses to stop or turn around with the cow.
- B. Losing a cow; Definition: When the horse lets the animal that he is working get back to the herd. Note: At the buzzer, loss of cow occurs at the moment the horse can no longer regain his working position and the cow leaves the working area of the horse.



ONTARIO REINED COW HORSE ASSOCIATION

C. Changing cattle after a specific commitment; Definition: When the rider changes cattle after visibly committing to a specific cow.

D. Failure to separate a single animal after leaving the herd; Definition: When the horse clears the herd with two or more cattle and fails to separate a single animal before quitting. No penalty if time expires. This rule only applies when making a cut.

E. Blatant disobedience, defined as kicking, biting, bucking, rearing, striking, or obviously insubordinate.

F. Spurring or hitting in front of the cinch at any time or excessively whipping or spurring the horse; Definition: Spurs, reins or rider must actually make contact with the horse, in front of the cinch, for this rule to apply.

-0- score:

A. Horse turns tail; Definition: If the horse turns the wrong way with tail toward the animal being worked.

B. Using two hands on the reins in a bridle; Definition: If the hand holding the romal touches the closed part of the reins it is considered two hands on the reins.

C. Fingers between the reins in a bridle.

D. Illegal equipment.

E. Leaving working area before time expires; Definition: Any rider who allows his horse to quit working or leave the working area before time expires.

F. Fall of horse or rider; Definition: A horse is considered to have fallen to the ground when the hip and shoulder are touching the ground and all four feet are extended in the same direction. Rider has fallen when he or she is no longer astride the horse.

G. Bloody mouth (inside).

H. Improper Western Attire.

I. Failure to work in the proper working order.

NOTE: A judge may blow his/her whistle at any time to terminate the work. A score of zero will be given if the work is not complete at that time.

No Score

A. Abuse

B. Lameness of the horse

Q – RANCH RIDING – SCORING, PENALTIES & PATTERNS

The purpose of the ranch riding class is to measure the ability of the horse to be a pleasure to ride while also being a means of conveyance from performing ranch tasks. The horse should reflect the versatility, attitude and movement of a working ranch horse riding outside the confines of an arena. The horse should be well trained, relaxed, quiet, soft and cadenced at all gaits, also demonstrating an obvious lengthening of stride at extended gaits. The horse can be ridden with light



ONTARIO REINED COW HORSE ASSOCIATION

contact or on a relatively loose rein, but not shown on a full drape of reins. Primary considerations are overall manners and responsiveness of the horse, quality of movement, and timely transitions in a smooth and correct manner. The ranch riding horse should have a natural ranch horse appearance from head to tail in each maneuver. No specific penalties will be incurred for nicks/hits on logs, or over/under spins, but deduction may be made in the maneuver score.

5 Point Penalties

- Blatant disobedience (kick, bite, rear, buck, etc.) for each refusal

3 Point Penalties

- Break of gait at walk or trot for more than 2 strides
- Break of gait at a lope
- Wrong lead or out of lead
- Draped reins (per maneuver)
- Out of lead or cross-cantering more than 2 strides while changing leads
- Trotting more than 3 strides when making a simple lead change
- Severe disturbance of any obstacle

1 Point Penalties

- Too slow
- Over-bridled (per maneuver)
- Out of frame (per maneuver)
- Break of gait at walk or trot for 2 strides or less

Placed below horses performing all maneuvers

- Eliminates maneuver or incomplete maneuver

Zero Score

- Illegal equipment including hoof black, braided or banded manes, tail extensions
- Willful abuse
- Major disobedience or schooling
- Lameness
- Unnatural horse appearance – tail obviously and consistently carried in unnatural manner

PATTERNS

One of the current year AQHA Ranch Riding Patterns will be selected for each show and be posted on the ORCHA website prior to show day.

R – RANCH TRAIL

Refer to AQHA Rulebook.



ONTARIO REINED COW HORSE ASSOCIATION

S – RANCH RAIL

Refer to AQHA Rulebook.

REINING PATTERNS

(a) The ORCHA Board of Directors suggests the use of the patterns in the following section at ORCHA approved events. The following Patterns are to be worked as stated, not as drawn. The drawn pattern is just to give the general idea of what the pattern will look like in the arena.

(b) Markers are mandatory for all patterns. Markers will be placed on the wall or fence of both sides of the arena to the approval of the judges with the following as a guideline.

1. At the centre of the arena
2. The 1-point penalty marker for cow work shall be placed at each corner of the arena.
3. The 2-point penalty marker for cow work shall be placed a minimum of 16 feet to a maximum of 24 feet past the 1-point penalty marker.
4. For herd work, the start line marker shall be approximately 70 feet from the back fence marker to the time line.

The judges shall be located approximately 120 feet from the back of the arena. The placement of the back fence marker shall be at the judge's discretion.

End markers for rein work shall be placed at least 50 feet from end of the arena.

(c) Where designated in the pattern for stops to be beyond a marker, the horse should begin the stop after he/she passes the specified marker.

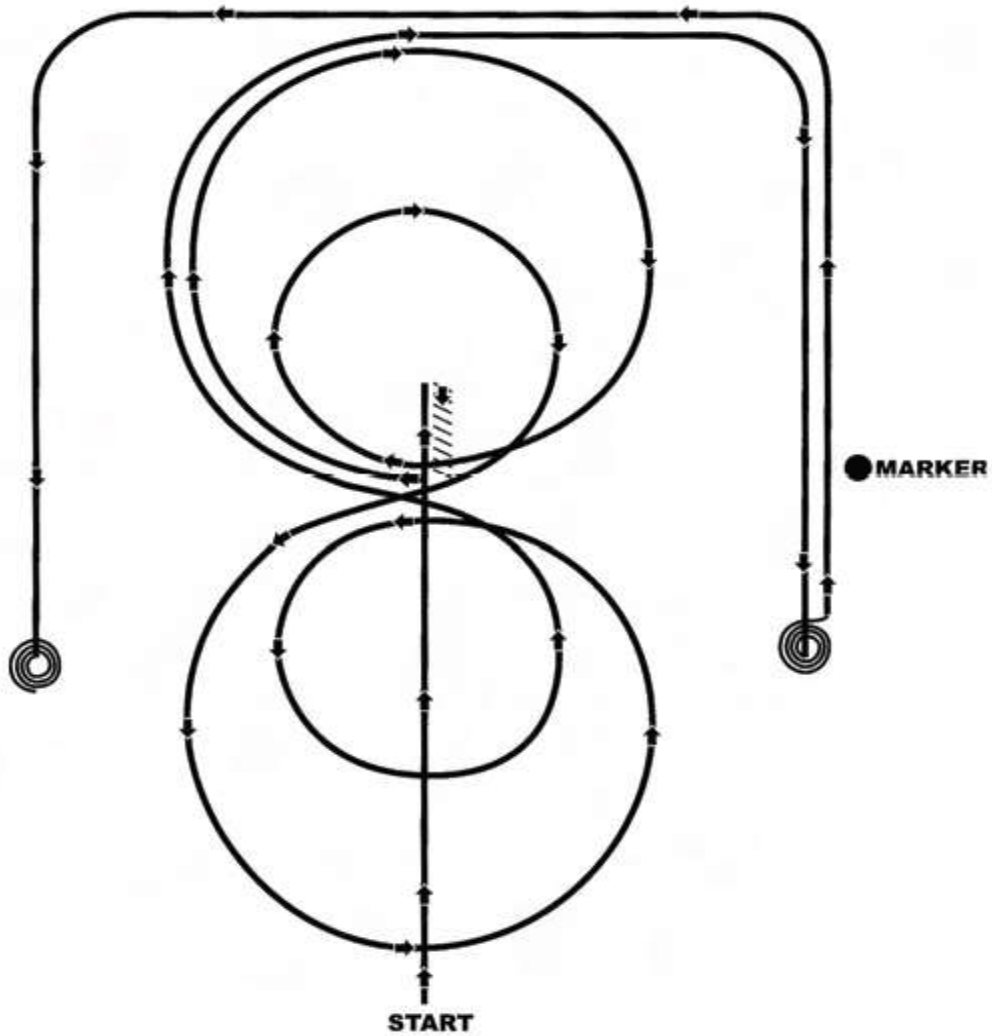
(d) Run in Patterns are drawn so that the bottom of the page represents the end of the arena entered by contestants and must be run as such. In the event that an arena has only one gate and it is in the exact middle of the side, that side shall represent the right side of the page the pattern is drawn on.

(e) All horses will be judged immediately upon entering the arena and judging will cease after the last maneuver. Any fault incurred prior to the commencement of a pattern will be scored accordingly.

(f) All judges decisions are final unless subject to the Self-Adjusted Monitor System.



ONTARIO REINED COW HORSE ASSOCIATION



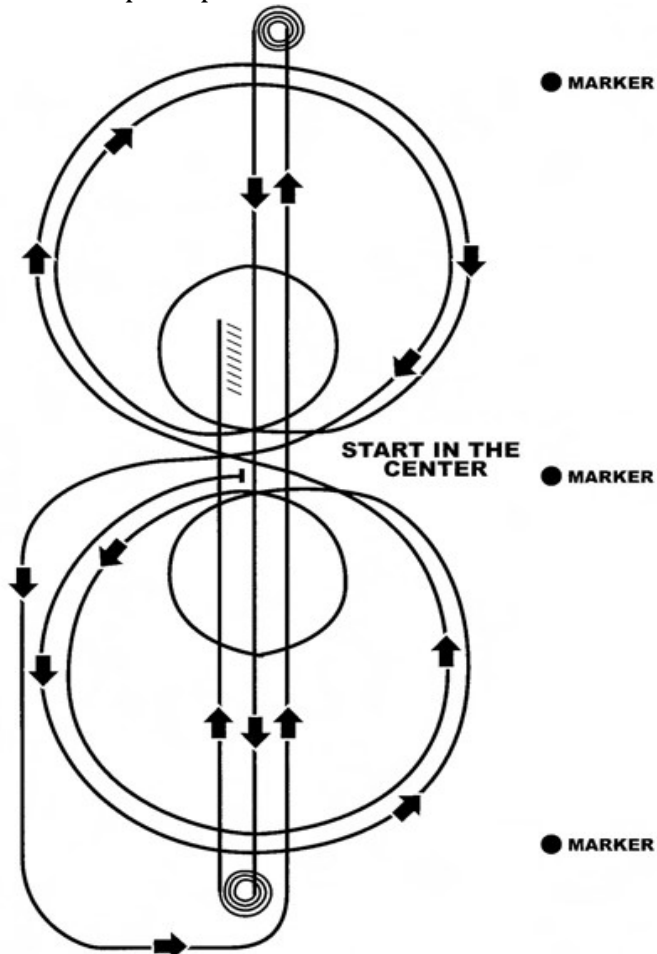
Pattern 1

1. Start at end of arena. Run down middle past center marker to a sliding stop.



ONTARIO REINED COW HORSE ASSOCIATION

2. Back at least 10 feet to center. 1/4 turn to left.
3. Pick up right lead, large fast circle, small slow circle.
4. Change leads to left, large fast circle, small slow circle.
5. Change leads to right, do not close this circle.
6. Run around end of arena and down the side (approximately 20 feet from fence) past center marker and come to a sliding stop.
7. Complete 3 1/2 spins to the right.
8. Continue back down side and end of arena to other side (approximately 20 feet from fence) go past center marker and come to a sliding stop.
9. Complete 3 1/2 spins to the left.
10. Hesitate to complete pattern.



Pattern 2

Mandatory Marker Along Fence or Wall

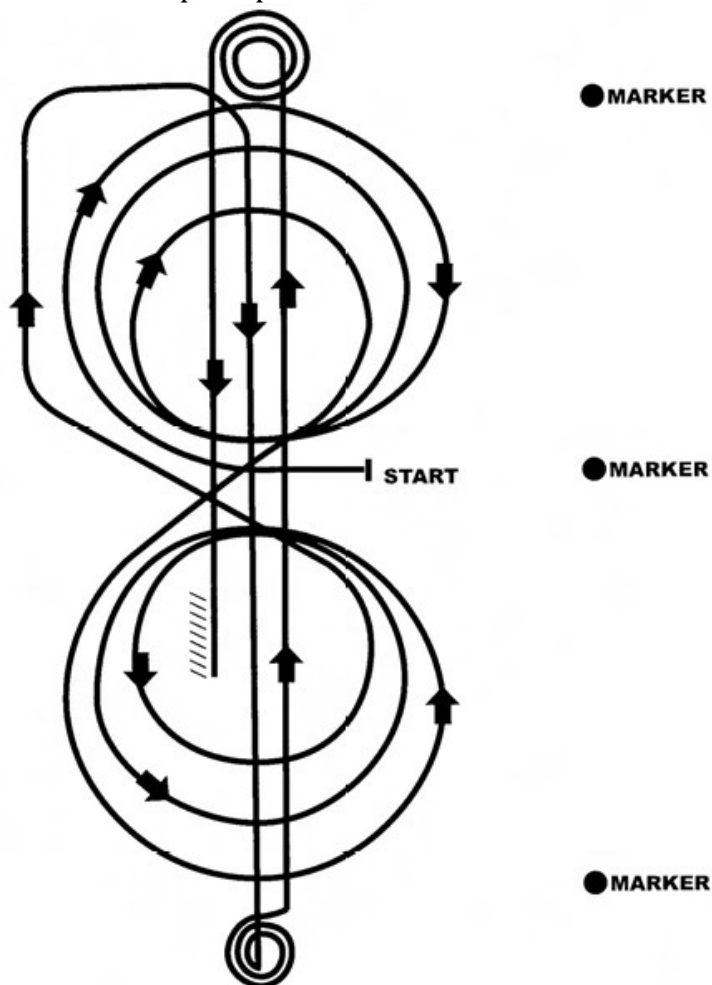
Trot to center of arena and stop. Start pattern facing toward judge.

1. Pick up left lead, complete three circles to the left. The first one large and fast, the second small and slow, the third large and fast.



ONTARIO REINED COW HORSE ASSOCIATION

2. Change leads at center of arena.
3. Complete three circles to the right. The first one large and fast, the second small and slow, the third large and fast.
4. Change leads at center of arena.
5. Do not stop, continue on to run downs.
6. Run to far end past the marker to a sliding stop. Hesitate
7. Complete 3 1/2 spins to the left. Hesitate.
8. Run to far end past the marker to a sliding stop. Hesitate
9. Complete 3 1/2 spins to the right. Hesitate.
10. Run past center marker to a sliding stop. Hesitate.
11. Back at least 10 feet in a straight line. Hesitate
12. Hesitate to complete pattern.



Pattern 3

Mandatory Marker Along Fence or Wall

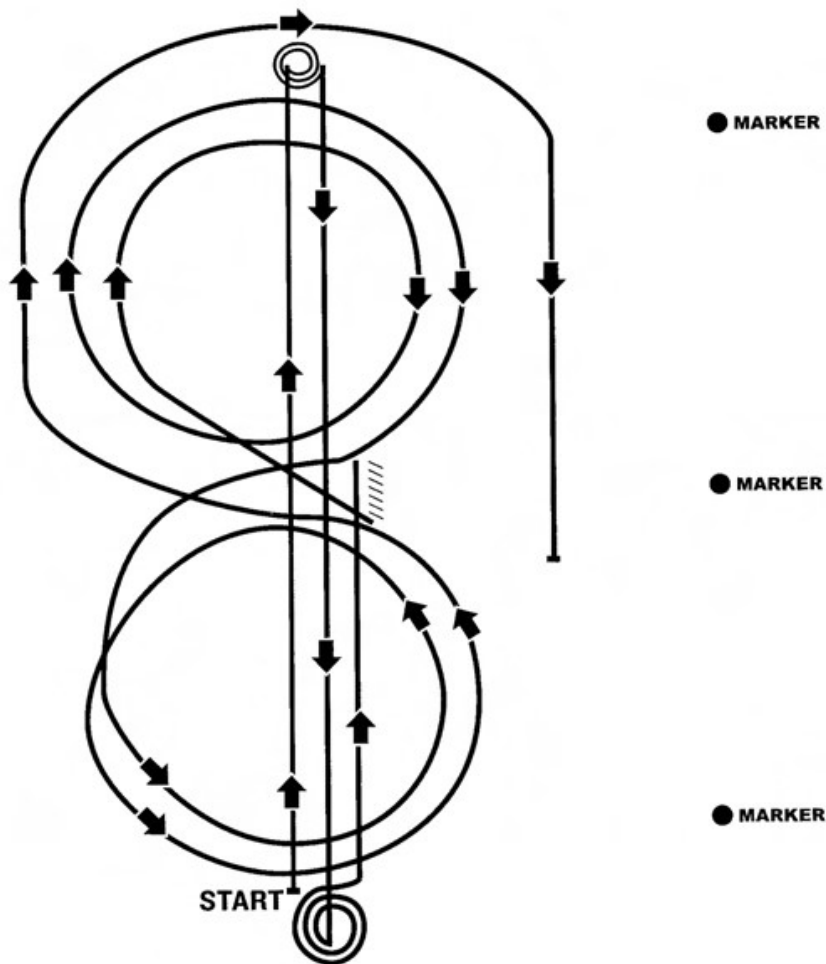
Trot to center of arena and stop. Start pattern facing toward judge.

1. Begin on right lead and complete three circles to right, two large fast circles followed by one small slow circle, change to left lead.



ONTARIO REINED COW HORSE ASSOCIATION

2. Complete three circles to left, two large, fast circles followed by one small slow circle. Change to right lead.
3. Continue loping around end of arena without breaking gait.
4. Run up center of arena to far end past the end marker and come to a sliding stop.
5. Complete 3 1/2 spins to the right.
6. Run up center of arena past the end marker, come to a sliding stop.
7. Complete 3 1/2 spins to the left.
8. Run back to middle of the arena past the center marker and come to a sliding stop.
9. Back at least 10 feet in a straight line.
10. Hesitate to complete pattern.



Pattern 4

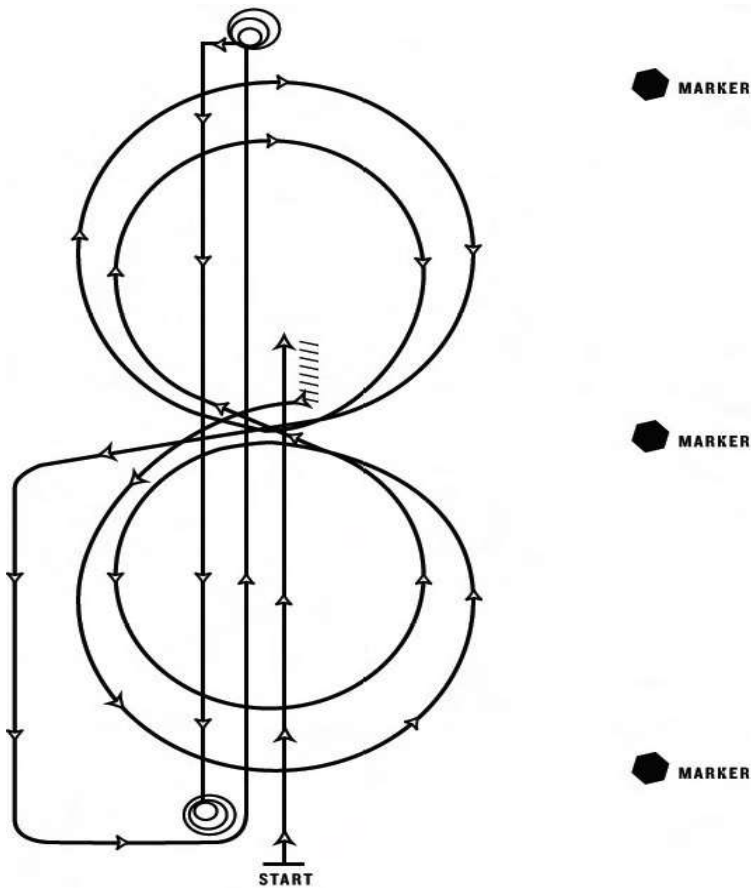
1. Start at end of arena.
2. Run up center of arena past the end marker and come to a sliding

March, 2025



ONTARIO REINED COW HORSE ASSOCIATION

- stop. Complete 3 1/2 spins to the left.
3. Run to other end of arena past the end marker and stop. Complete 3 1/2 spins to the right.
 4. Run past the center marker and stop.
 5. Back at least 10 feet in a straight line.
 6. Complete 1/4 turn to the left, hesitate. Begin on right lead. Circle to the right. Complete two circles to the right, the first one small and slow and the second large and fast. Change leads at the center of the arena.
 7. Complete one small, slow circle and one large, fast circle. Change leads to the right.
 8. Run around end of arena to the other side, past the center marker, at least 20 feet from fence and come to a sliding stop.
 9. Hesitate to complete pattern.



Pattern 5

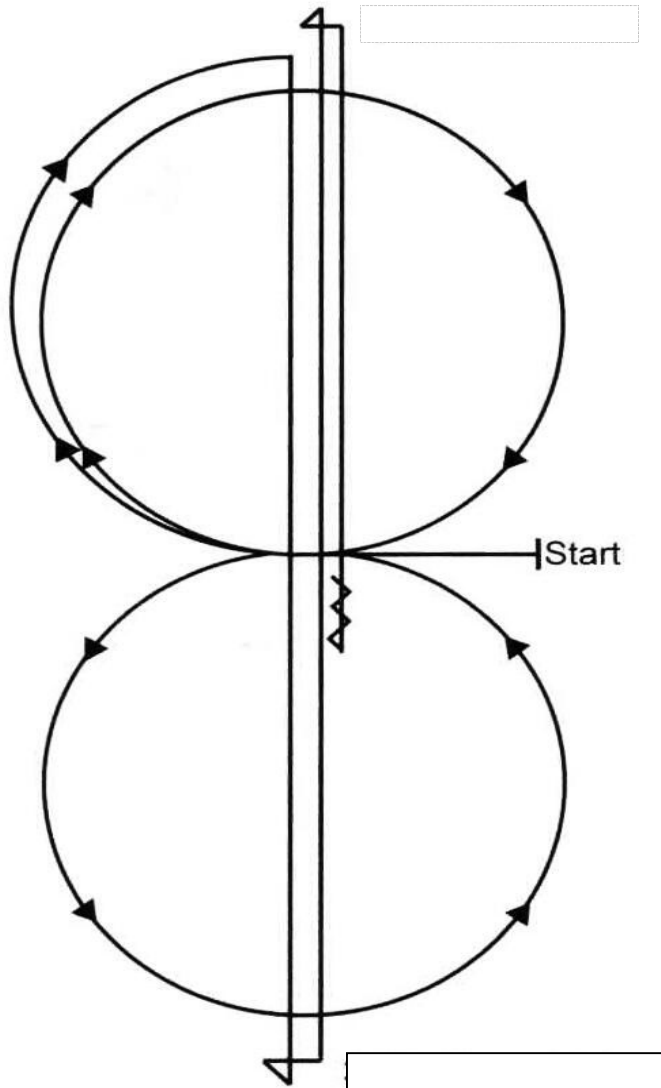
This pattern works best when the exhibitor and cattle enter from the same end of arena.

1. Start at end of arena.
2. Run past the center marker and stop.



ONTARIO REINED COW HORSE ASSOCIATION

3. Back up at least 10 feet.
4. Complete 1/4 turn to the left.
5. Complete 2 circles to the left, the first one large and fast and the second small and slow. Change leads at the center of the arena.
6. Complete two circles to the right, the first one small and slow, the second large and fast. Change leads at the center of the arena.
7. Continue around end of arena without breaking gait or changing leads, run down center of arena past end marker, come to a square sliding stop.
8. Complete 3 1/2 spins to the right.
9. Run down center of arena past end marker and come to a square sliding stop.
10. Complete 3 1/2 spins to the left.
11. Hesitate to complete pattern.



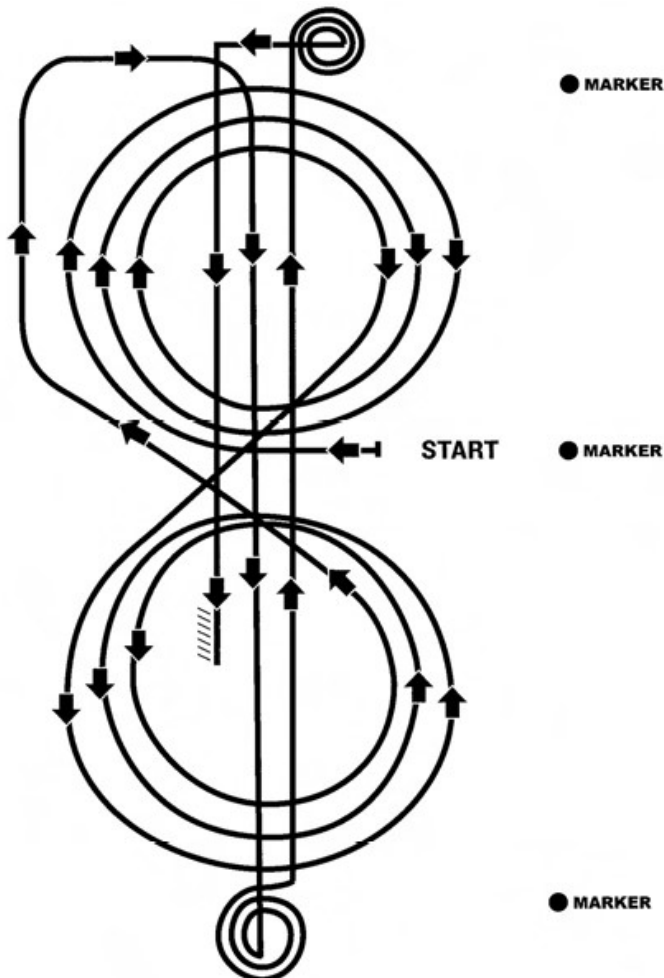


ONTARIO REINED COW HORSE ASSOCIATION

PATTERN 6

Trot to center of arena, stop. Start pattern facing towards judge

1. Beginning on the right lead lope one circle to the right. Change leads to the left.
2. Complete one circle to the left. Change leads to the right and go to the top of the arena.
3. Run down center of arena past the end marker and come to a sliding stop.
4. Complete 2 1/2 spins to the right.
5. Run to the other end of the arena, past the end marker and come to a sliding stop.
6. Complete 2 1/2 spins to the left.
7. Run past the center marker, stop, back at least 10 feet.



Pattern 7

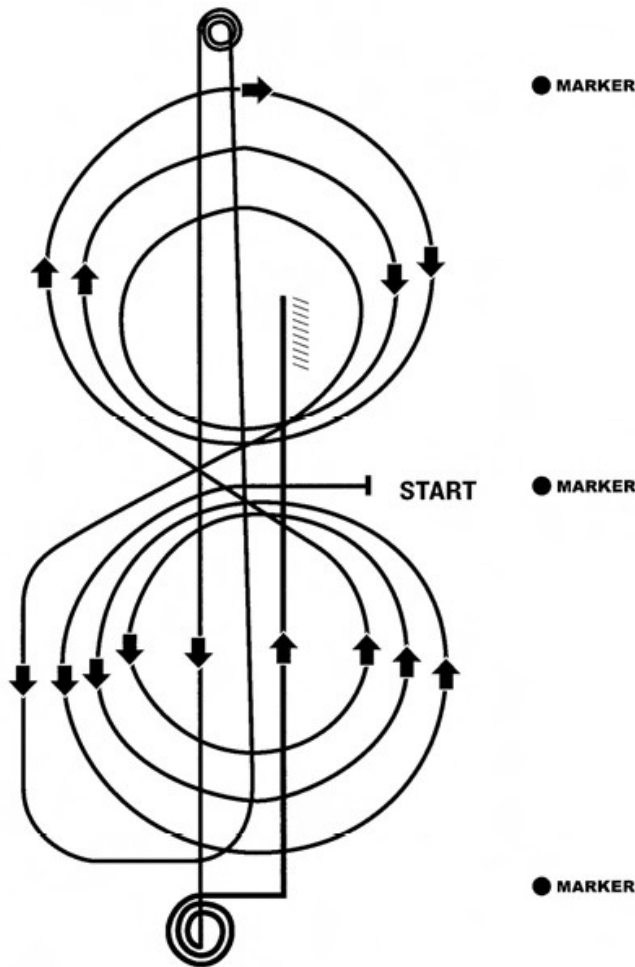
Trot to center of arena and stop. Start pattern facing toward judge.

1. Begin at center of arena. Pick up right lead and complete three circles,



ONTARIO REINED COW HORSE ASSOCIATION

- the first large, fast, the second small, slow, the third large, fast.
Change leads to the left.
2. Complete three circles: the first large and fast; the second small and slow; the third large and fast. Change leads to the right.
 3. Continue loping around end of arena without breaking gait or changing leads.
 4. Run down center of arena, past end marker and come to a sliding stop. Hesitate.
 5. Complete 3 1/2 spins to the right.
 6. Run down center of arena past end marker and come to a sliding stop. Hesitate.
 7. Complete 3 1/2 spins to the left.
 8. Run past center marker and come to a sliding stop.
 9. Back up at least 10 feet.
 10. Hesitate to complete pattern.



Pattern 8

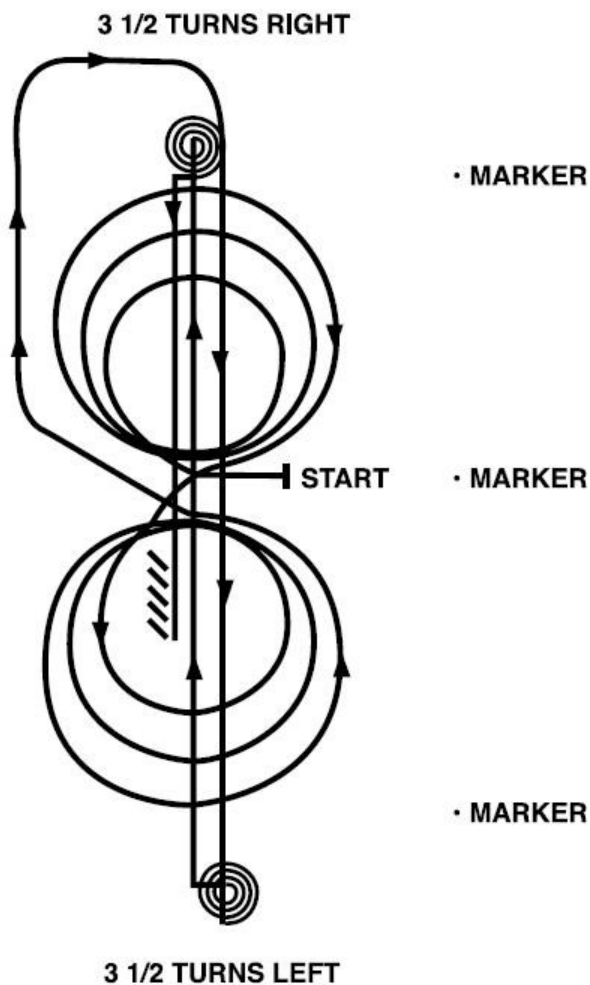
March, 2025



ONTARIO REINED COW HORSE ASSOCIATION

Trot to center of arena and stop. Start pattern facing toward judge.

1. Beginning on the left lead complete three circles: two big fast circles; then one small slow circle. Change leads to the right.
2. Complete three circles to the right: two large fast circles, then one small slow circle. Change leads to the left.
3. Continue around end of arena without breaking gait or changing leads, run down center of arena past end marker, come to a square sliding stop.
4. Complete 3 1/2 spins to the left.
5. Run down center of arena past end marker and come to a square sliding stop.
6. Complete 3 1/2 spins to the right.
7. Run down center of arena past center marker and come to a square sliding stop.
8. Back up at least 10 feet.
9. Hesitate to complete pattern.





ONTARIO REINED COW HORSE ASSOCIATION

Pattern 9

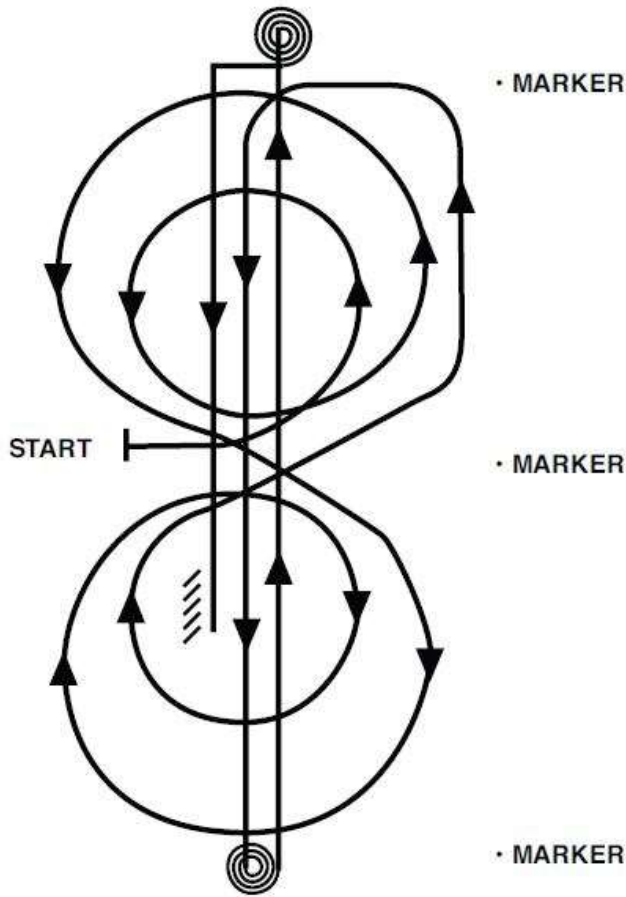
Trot to center of arena, stop. Start pattern facing toward judge.

1. Beginning on the right lead complete 3 circles to the right; the first circle small and slow followed by two large fast circles. Change leads at the center of the arena.
2. Complete 3 circles to the left, the first circle small and slow followed by two large fast circles. Change leads at the center of the arena.
3. Continue around end of arena without breaking gait or changing leads, run down center of arena past end marker, and execute a square sliding stop.
4. Complete 3 1/2 spins to the left.
5. Run down center of arena past end marker, and execute a square sliding stop.
6. Complete 3 1/2 spins to the right.
7. Run down center of arena past center marker, and execute a square sliding stop.
8. Back up at least 10 feet.
9. Hesitate to complete pattern.



ONTARIO REINED COW HORSE ASSOCIATION

3 1/2 TURNS RIGHT



3 1/2 TURNS LEFT

Pattern 10

Trot to center of arena, stop. Start pattern facing away from judge.

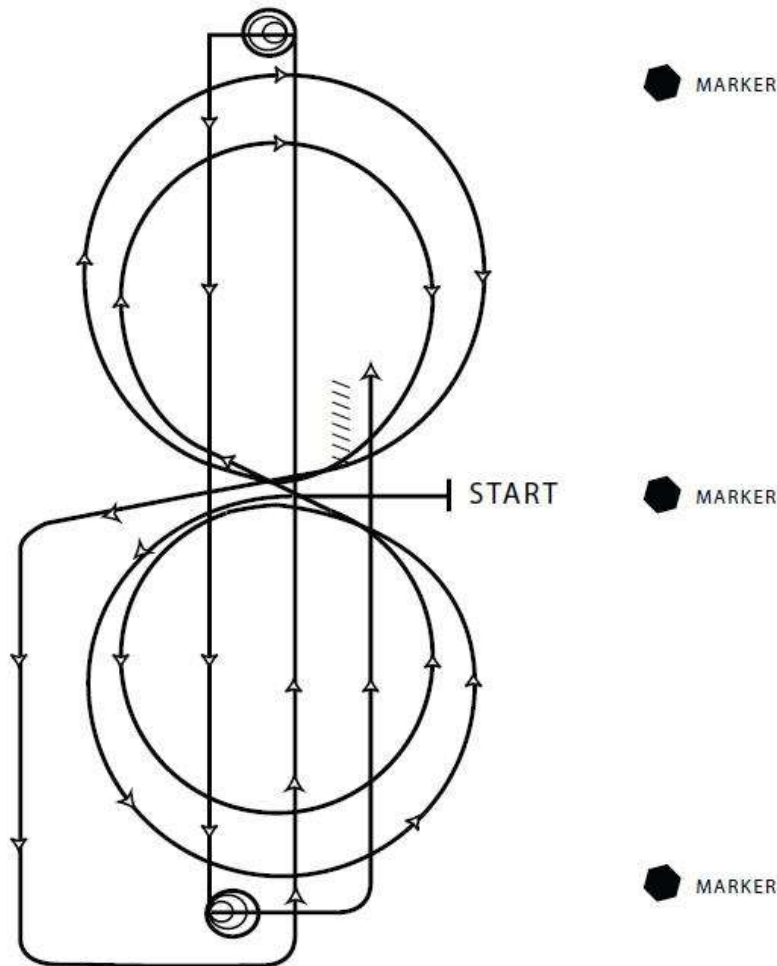
1. Beginning on the left lead, complete 2 circles to the left; the first circle small and slow, the second circle large and fast.
2. Complete 2 circles to the right; the first circle large and fast, the second circle small and slow. Change leads at the center of arena.
3. Continue around end of arena without breaking gait or changing leads, run down center of arena past end marker, and execute a square sliding stop.
4. Complete 3 1/2 spins to the left.
5. Run down center of arena past end marker, and execute a square sliding stop.
6. Complete 3 1/2 spins to the right.
7. Run down center of arena past center marker, and execute a square sliding stop.
8. Back up at least 10 feet.

March, 2025



ONTARIO REINED COW HORSE ASSOCIATION

9. Hesitate to complete pattern.



Pattern 11

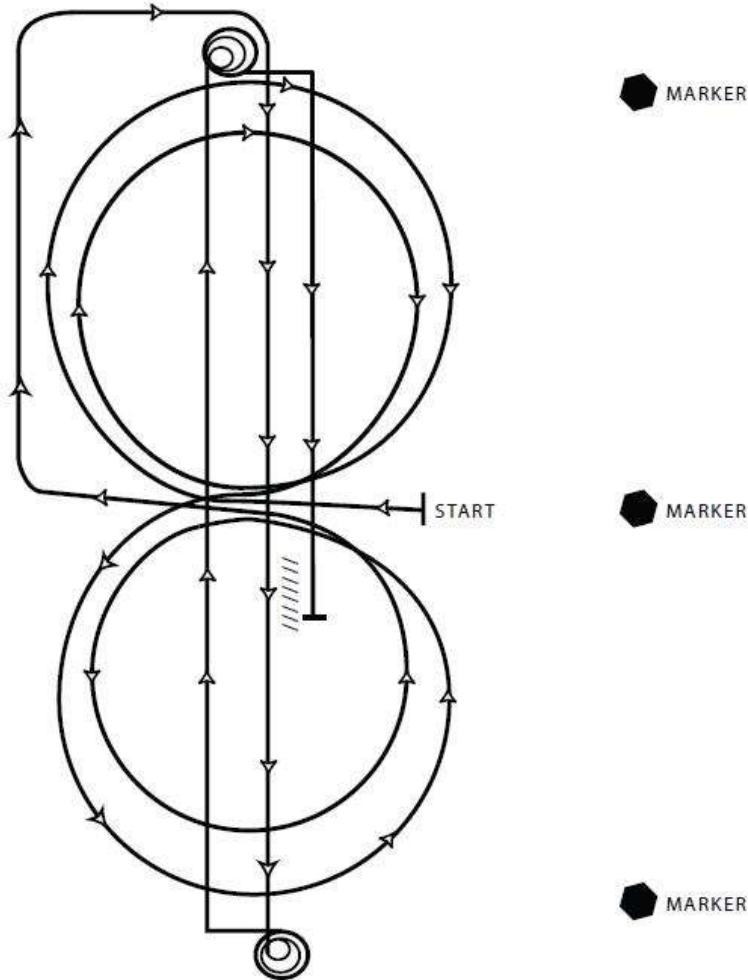
Trot to center of arena, stop. Start pattern facing toward the judge.

1. Beginning on the left lead, complete 2 circles to the left; the first circle large and fast, the second circle small and slow. Change leads at the center of the arena.
2. Complete 2 circles to the right; the first circle large and fast, the second circle small and slow. Change leads at the center of arena.
3. Continue around end of arena without breaking gait or changing leads, run down center of arena past end marker, and execute a square sliding stop.
4. Complete 3 1/2 spins to the left.
5. Run down center of arena past end maker, and execute a square sliding stop.
6. Complete 3 1/2 spins to the right.
7. Run down center of arena past center marker, and execute a square sliding stop.



ONTARIO REINED COW HORSE ASSOCIATION

8. Back up at least 10 feet.
9. Hesitate to complete pattern.



Pattern 12

Trot to center of arena, stop. Start pattern facing toward judge.

1. Beginning on the right lead complete 2 circles to the right; the first circle large and fast and the second small and slow. Change leads at the center of the arena.
2. Complete 2 circles to the left, the first circle large and fast and the second small and slow. Change leads at the center of the arena.
3. Continue around end of arena without breaking gait or changing leads, run down center of arena past end marker, and execute a square sliding stop.
4. Complete 3 1/2 spins to the left.
5. Run down center of arena past end marker, and execute a square sliding stop.
6. Complete 3 1/2 spins to the right.
7. Run down center of arena past center marker, and execute a square



ONTARIO REINED COW HORSE ASSOCIATION

- sliding stop.
8. Back up at least 10 feet.
 9. Hesitate to complete pattern.



ONTARIO REINED COW HORSE ASSOCIATION

<p><u>Pattern 1</u></p> <ol style="list-style-type: none">1. Stop and back up and 1/4 turn2. Right circles3. Left circles4. Stop5. 3 1/2 right spins6. Stop7. 3 1/2 left spins <p>*Pattern 2</p> <ol style="list-style-type: none">1. Left circles2. Right circles3. Stop4. 3 1/2 left spins5. Stop6. 3 1/2 right spins7. Stop and back up <p>*Pattern 3</p> <ol style="list-style-type: none">1. Right circles2. Left circles3. Stop4. 3 1/2 right spins5. Stop6. 3 1/2 left spins7. Stop and back up <p>Pattern 4</p> <ol style="list-style-type: none">1. Stop2. 3 1/2 left spins3. Stop4. 3 1/2 right spins5. Stop and back up and 1/4 turn6. Right circles and left circles7. Stop <p>Pattern 5</p> <ol style="list-style-type: none">1. Stop and back up and 1/4 turn2. Left circles3. Right circles4. Stop5. 3 1/2 right spins6. Stop7. 3 1/2 left spins <p>*Pattern 6</p> <ol style="list-style-type: none">1. Right circle2. Left circle3. Stop4. 2 1/2 right spins5. Stop	<p>*Pattern 7</p> <ol style="list-style-type: none">1. Right circles2. Left circles3. Stop4. 3 1/2 right spins5. Stop6. 3 1/2 left spins7. Stop and back up <p>*Pattern 8</p> <ol style="list-style-type: none">1. Left circles2. Right circles3. Stop4. 3 1/2 left spins5. Stop6. 3 1/2 right spins7. Stop and back up <p>*Pattern 9</p> <ol style="list-style-type: none">1. Right circles2. Left circles3. Stop4. 3 1/2 left spins5. Stop6. 3 1/2 right spins7. Stop and back up <p>*Pattern 10</p> <ol style="list-style-type: none">1. Left circles2. Right circles3. Stop4. 3 1/2 left spins5. Stop6. 3 1/2 right spins7. Stop and back up <p>*Pattern 11</p> <ol style="list-style-type: none">1. Left circles2. Right circles3. Stop4. 3 1/2 left spins5. Stop6. 3 1/2 right spins7. Stop and back up <p>*Pattern 12</p> <ol style="list-style-type: none">1. Right circles2. Left circles3. Stop4. 3 1/2 left spins5. Stop6. 3 1/2 right spins7. Stop and back up
---	--



ONTARIO REINED COW HORSE ASSOCIATION

6. 2 1/2 left spins
7. Stop and back up

*This pattern may be used as a lope-in pattern;

The Working Cow Horse patterns are divided into sets of seven maneuver groups, which are scored as described below. These patterns break down as follows:



ONTARIO REINED COW HORSE ASSOCIATION

R – CLASSES

Classes may be added/deleted at the discretion of the Board of Directors. Classes will be reviewed at the Annual General Meeting and finalized prior to the first show of the new season.

All riders and horse owners must be members of ORCHA to show in ORCHA classes. All riders must be members of ORCHA to show at all ORCHA sanctioned shows, jackpots or to participate at practices, clinics, workshops or any other club events.

Classes will pay back according to the ORCHA payback schedule. All show expenses will be deducted from the individual classes' purses prior to calculating payback. Payback may also consist of non-monetary items.

Each horse may only show once per class at any single show.

ORCHA CLASSES

1. Ranch Trail – No Cow Work
2. Open – Down the Fence
3. Ltd Non-Pro – Boxing
4. Intermediate Non-Pro – Down the Fence
5. Open – Boxing
6. Youth – Boxing
7. Youth – Down the Fence
8. Non-Pro – Down the Fence
9. Ranch Rail – No Cow Work
10. Green as Grass – Boxing
11. Novice Horse – Down the Fence
12. Box Drive – Box, Drive, Box
13. Ranch Riding – No Cow Work
14. Ranch Riding – Boxing
15. Open Herd Work
16. Intermediate Herd Work
17. Green as Grass Herd Work

CLASS CONDITIONS

1. **Ranch Trail** – New in 2025. Subject to the general conditions, any rider holding a valid ORCHA membership may show any horse in this class. The rider must use one hand with romal reins or one or two hands with split reins. Points for year-end awards shall be calculated on total points earned



ONTARIO REINED COW HORSE ASSOCIATION

over all ranch classes. The horse/ rider team will be asked to navigate a series of maneuvers and obstacles to mimic what a ranch horse may encounter on a daily basis. There will be a minimum of six and a maximum of nine obstacles including: bridge, gate, side pass, back up, logs, drag. There is no co work component for this class. Refer to AQHA Rulebook for more details.

2. **OPEN** – Subject to the general conditions, any rider holding a valid ORCHA membership may show any horse in this class. The rider must use one hand with split or romal reins. Points for year-end awards shall be calculated on total monies earned by each horse only. Maneuvers in this class are: Reining + Cow Work (boxing, fencing, circling)
3. **LIMITED NON PRO** – Subject to general conditions, open to non-pro riders holding an ORCHA membership, and who has not fenced a cow more than 3 times in any judged event prior to the start of the ORCHA season qualifies for the Ltd Non Pro Class for the entire show season. Riders who have previously gone down the fence may resume showing in the Ltd. Non Pro class after a 2 year period has elapsed where that exhibitor has not shown down the fence in any judged event. The horse must be owned by the Non-Pro or his/her immediate family or may be owned by a corporation so long as the Non-Pro or an immediate family member owns 100% of the corporation. The rider may use one or two hands but must complete the class as started. Year-end awards shall be calculated on total monies earned by each horse/rider combination. Maneuvers in this class are: Reining + Cow Work (boxing, 50 seconds working time).
4. **INTERMEDIATE NON PRO** – Subject to general conditions, open to riders holding non-pro status as per ORCHA rules and whose previous year's ORCHA total earnings are not in excess of \$450.00. The horse must be owned by the Non-Pro or his/her immediate family or may be owned by a corporation so long as the Non-Pro or an immediate family member owns 100% of the corporation. The rider may use one or two hands but must complete the class as started. Year-end awards shall be calculated total monies earned by each horse/rider combination. Maneuvers in this class are: Reining + Cow Work (boxing, fencing, circling)
5. **OPEN BOXING** – Subject to general conditions, open to any rider holding a ORCHA membership. Contestants in this class do not have to own the horse they ride, but the horse must be owned by an ORCHA member. The rider must use one hand throughout this class. Year-end awards shall be calculated on total monies earned for each horse. Maneuvers in this class are: Reining + Cow Work (boxing, 50 seconds working time)



ONTARIO REINED COW HORSE ASSOCIATION

6. **YOUTH LIMITED** – Subject to general conditions, limited to any ORCHA member, 18 years of age or younger as of January 1st. Contestants in this class do not have to own the horse they ride, but the horse must be owned by an ORCHA member. Horses may be shown one or two handed. Year-end awards shall be calculated on total monies earned by the rider only; rider may show once per class. No stallions, monorchid or cryptochid horses will be permitted in this class. Properly fitted helmets are mandatory. Maneuvers in this class are: Reining + Cow Work (boxing, 50 seconds working time).
7. **YOUTH** – Subject to general conditions, limited to any ORCHA member, 18 years of age or younger as of January 1st. Contestants in this class do not have to own the horse they ride, but the horse must be owned by an ORCHA member. The rider must use one hand throughout this class. Year-end awards shall be calculated on total monies earned by the rider only; rider may show once per class. No stallions, monorchid or cryptochid horses will be permitted in this class. Properly fitted helmets are mandatory. Maneuvers in this class are: Reining + Cow Work (boxing, fencing, circling).
8. **NON-PRO** – Subject to general conditions, open to any rider holding a Non-Pro status as per ORCHA rules. The horse must be owned by the Non-Pro or his/her immediate family or may be owned by a corporation so long as the Non-Pro or an immediate family member owns 100% of the corporation. The rider must use one hand with split or romal reins. Year-end awards shall be calculated on total monies earned for each horse/rider combination. Maneuvers in this class are: Reining + Cow Work (boxing, fencing, circling)
9. **Ranch Rail** – New in 2025. Subject to the general conditions, any rider holding a valid ORCHA membership may show any horse in this class. The rider must use one hand with romal reins or one or two hands with split reins. Points for year-end awards shall be calculated on total points earned over all ranch classes. Refer to the AQHA Rulebook for more information.
10. **GREEN AS GRASS** – Subject to general conditions, a non-pro rider holding a ORCHA membership, whose previous year's ORCHA total earnings are not in excess of \$150.00, and who has not fenced a cow more than 3 times in any judged event prior to the start of the ORCHA season. The rider may use one or two hands but must complete the pattern as started. Contestants in this class do not have to own the horse they ride, but the horse must be owned by an ORCHA member. Year-end awards shall be calculated on total monies earned by each rider only; rider may



ONTARIO REINED COW HORSE ASSOCIATION

show once per class. Maneuvers in this class are: Reining + Cow Work (boxing, 50 seconds working time).

11. **NOVICE HORSE** – Subject to general conditions but restricted to horses that have less than \$1000.00 in ORCHA life time earnings at the beginning of the show season. May be ridden by any rider holding a valid ORCHA membership. May be ridden one or two hands but must complete the class as started. Year-end awards shall be calculated on total monies earned by the horse during the show season. Maneuvers in this class are: Reining + Cow Work (boxing, fencing, circling)
12. **BOX DRIVE** – Subject to general conditions, any rider who has not shown in a fence work class more than 3 times in any judged event prior to the start of the ORCHA season qualifies for the Box Drive class for the entire show season. Riders who have previously gone down the fence may resume showing in the Box Drive class after a 1 year period has elapsed where that exhibitor has not shown down the fence in any judged event. The rider may use one or two hands, but must complete the pattern as started. Contestants in this class do not have to own the horse they ride, but the horse must be owned by an ORCHA member. Year-end awards shall be calculated on total monies earned by each rider only; rider may show once per class. Maneuvers in this class are: Reining + Cow Work (box, drive, box, drive, 1 minute 45 seconds maximum working time).
13. **RANCH RIDING** – No Cow Work. Subject to the general conditions, any rider holding a valid ORCHA membership may show any horse in this class. The rider must use one hand with romal reins or one or two hands with split reins. Points for year-end awards shall be calculated on total monies earned by each horse only. Maneuvers in this class are: Ranch Riding Pattern
14. **RANCH RIDING & BOXING** – Subject to the general conditions, any rider holding a valid ORCHA membership may show any horse in this class. The rider must use one hand with romal reins or one or two hands with split reins. Points for year-end awards shall be calculated on total monies earned by each horse only. Maneuvers in this class are: Ranch Riding Pattern + Cow Work (boxing, 50 seconds working time).
15. **OPEN HERD WORK** - Subject to the general conditions, any rider holding a valid ORCHA membership may show any horse in this class. The rider must use one hand with split or romal reins. Riding with two hands is permitted on a 3-5 year old horse if ridden in a snaffle or hackamore. Points for year-end awards shall be calculated on total monies earned by



ONTARIO REINED COW HORSE ASSOCIATION

each horse only. Maneuvers in this class are: Herd Work (2 ½ minutes working time)

16. INTERMEDIATE NON-PRO HERD WORK – Subject to general conditions, a rider holding a valid ORCHA membership, whose previous year's herd work earnings from any association does not exceed \$1,200. The rider must use one hand with split or romal reins. Riding with two hands is permitted on a 3-5 year old horse if ridden in a snaffle or hackamore. The horse must be owned by the Non-Pro or his/her immediate family or may be owned by a corporation so long as the Non-Pro or an immediate family member owns 100% of the corporation. Year-end awards shall be calculated on total monies earned for each rider/horse combination. Maneuvers in this class are: Herd Work (2 ½ minutes working time)

17. GREEN AS GRASS HERD WORK – Subject to general conditions, a rider holding a valid ORCHA membership, whose previous year's herd work earnings from any association does not exceed \$500. The rider must use one hand with romal reins but may use one or two hands with split reins (must be bridged). Contestants in this class do not have to own the horse they ride, but the horse must be owned by an ORCHA member. Year-end awards shall be calculated on total monies earned for each rider/horse combination. Maneuvers in this class are: Herd Work (2 ½ minutes working time)

PAYOUTS

ORCHA Payouts shall be based on the following. Earnings throughout the year using this schedule will determine year-end awards.



ONTARIO REINED COW HORSE ASSOCIATION

Number of Horses Shown

	1-2	3-4	5-6	7-9	10-15	16-20	21-25	26-30	31-35	36-40	41-45	46-50	51-55	56-60	61-65	66-70	71-75	76-80	80+	
# of Places	1	2	3	4	5	6	7	8	9	10	11	12	13	14	15	16	17	18	19	
1	100%	60%	50%	40%	30%	30%	28%	25%	23%	20%	20%	20%	20.0%	20.0%	20.0%	20.0%	19.5%	19.0%	19.0%	
2		40%	30%	30%	25%	24%	22%	20%	18%	16%	16%	16%	16.0%	15.0%	15.0%	15.0%	15.0%	15.0%	14.0%	
3			20%	20%	20%	18%	17%	15%	15%	14%	13%	13%	12.5%	12.5%	12.5%	12.5%	12.0%	12.0%	11.5%	
4				10%	15%	12%	12%	12%	11%	11%	11%	11%	10.0%	10.0%	10.0%	10.0%	10.0%	10.0%	10.0%	
5					10%	9%	9%	10%	9%	9%	9%	8%	8.0%	8.0%	8.0%	7.5%	7.5%	7.5%	7.5%	
6						7%	7%	8%	8%	8%	7%	7%	7.0%	6.5%	6.0%	6.0%	6.0%	6.0%	6.0%	
7							5%	6%	7%	7%	7%	6%	6.0%	5.5%	5.0%	5.0%	5.0%	5.0%	5.0%	
8								4%	5%	6%	5%	5%	5.0%	5.0%	4.5%	4.0%	4.0%	4.0%	4.0%	
9									4%	5%	5%	4%	4.0%	4.0%	4.0%	3.5%	3.5%	3.0%	3.0%	
10										4%	4%	4%	3.5%	3.5%	3.5%	3.5%	3.5%	3.0%	3.0%	
11											3%	3%	3.0%	3.0%	3.0%	3.0%	2.5%	2.5%	2.5%	
12												3%	3.0%	3.0%	2.5%	2.5%	2.5%	2.5%	2.5%	
13													2.0%	2.0%	2.0%	2.0%	2.0%	2.0%	2.0%	
14														2.0%	2.0%	2.0%	2.0%	2.0%	2.0%	
15															2.0%	2.0%	2.0%	2.0%	2.0%	
16																1.5%	1.5%	1.5%	1.5%	
17																	1.5%	1.5%	1.5%	
18																		1.5%	1.5%	
19																			1.5%	
	100%	100%	100%	100%	100%	100%	100%	100%	100%	100%	100%	100%	100%	100%	100%	100%	100%	100%	100%	100%

JUDGES

The Judge's decision is final. The Judge shall disqualify any exhibitor that he/she feels is exhibiting behavior which is disrespectful to others, or is cruel, abusive or inhumane to livestock.

ORCHA Directors will select judges for each show, and oversee the qualification and appointments of ORCHA judges.